

Harmony Portfolios Euro Balanced Fund

(formerly known as the Harmony Euro Balanced Fund IC Ltd within the Momentum Mutual Fund ICC until 12 August 2011)

Fund details

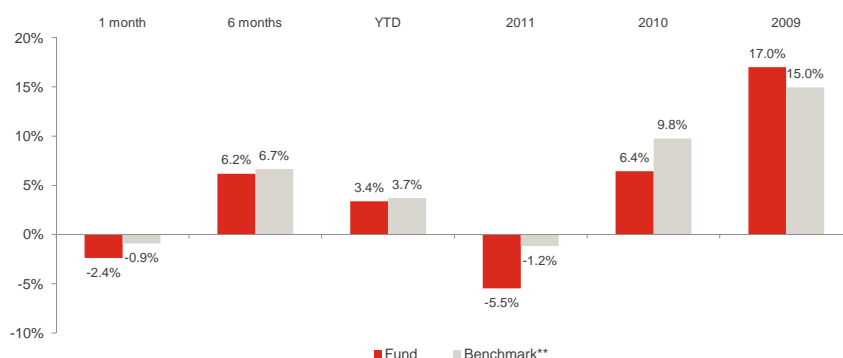
Investment manager: Momentum Global Investment Management Limited	Currency: EUR	ISIN A Class: LU0651984873	Price per share A Class: EUR 0.9153
Initial fee: none	Subscriptions / redemptions: daily	Inception date (fund): 12 August 2011	ISIN C Class: LU0651985094
Structure: SICAV - Part 1 Luxembourg 2002 Law (UCITS)	Investment timeframe: 3 years +	ISIN D Class: LU0651985177	Price per share D Class: EUR 1.0276
Minimum Investment Share Class A: USD 100,000 (EUR equivalent); Share Classes B, C & D: USD 7,500 (EUR equivalent)			
Prior Form: before the above inception date the fund was managed to the same strategy as an integrated cell within Momentum Mutual Fund ICC Ltd			
Benchmark: 30% MSCI Europe ex UK, 30% JPM European GBI, 10% MSCI AC World, 10% Citigroup WorldBIG, 10% FTSE EPRA/NAREIT Developed, 10% EUR 7-Day LIBID			

Investment objective

The portfolio will be biased to investments in Europe, but could also hold investments outside this region. The portfolio aims to provide a balance between capital preservation and capital growth in Euros with a reduced level of volatility via strategic exposures to a wide range of other asset classes.

Please refer to the Prospectus for full details of the fund, its charges, the investment objective and investment policy.

Fund performance*



Source: Lipper Hindsight, JP Morgan Bank (Luxembourg) S.A.

* Prior to the funds inception as a sub fund of the Momentum Global Funds SICAV on 12 August 2011, the fund was managed as the Harmony Euro Balanced IC Cell within the Momentum Mutual Fund. The historical performance of the Harmony Euro Balanced IC is shown in the above chart from 1 January 2009 until the inception date of the SICAV. Past performance is not indicative of future returns. The fund performance is calculated on a total return basis, net of all fees and in Euro terms.

** From January 2009 to January 2010 the benchmark for performance comparison provided in this document comprised: 16% MSCI Europe ex UK, 10% MSCI Europe ex EMU, 25% Citigroup EUR WGBI, 12% JPM EMBH, 13% Lipper Property Peer Group, 24% EUR 7-Day LIBID. From January 2010 to August 2011 the benchmark comprised: 18% MSCI Europe ex UK, 12% MSCI World ex EMU, 35% Citigroup EUR WGBI, 10% JPM EMBH, 10% FTSE EPRA/NAREIT Developed CR, 15% EUR 7-Day LIBID.

All holdings

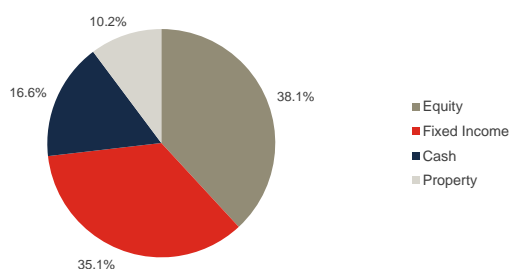
Holdings	Asset type	Weight
Cash	Cash	16.6%
Jupiter European Special Situations Fund	Equity	16.4%
Henderson European Special Situations	Equity	14.0%
Old Mutual Dublin Global Bond Fund I Acc EUR	Fixed Income	10.3%
Cohen & Steers Global Real Estate USD	Property	10.2%
RWC Global Convertibles Fund	Fixed Income	8.1%
Momentum IF Global Equity Fund	Equity	7.0%
BlackRock Euro Government Bond Index Fund	Fixed Income	6.2%
Threadneedle European High Yield Bond Fund	Fixed Income	5.3%
BlackRock European Corporate Bond Index Fund	Fixed Income	5.2%
Momentum IF Global Emerging Markets Fund	Equity	0.7%

Source: Momentum Global Investment Management Limited, JP Morgan Bank (Luxembourg) S.A.

Investment statistics

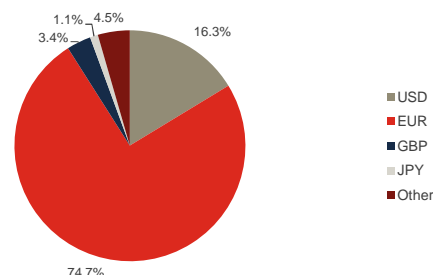
Current month return:	-2.4%
Cumulative return:	21.7%
Annualised return:	5.9%
Annualised volatility:	7.6%

Asset allocation



Source: Momentum Global Investment Management Limited, JP Morgan Bank (Luxembourg) S.A.

Currency allocation



■ Market commentary

Concerns over a Greek exit from the Eurozone, softer data from the US and the easing pace of Chinese growth combined to push asset prices down in May. Global equities fell by 2.2% in euro terms last month, eroding year to date gains and wiping USD 2.6 trillion off the value of global stocks. In contrast, the price of core developed market government bonds reached historic highs, as investors sought safety in perceived high-quality fixed income securities. As a result, the 12 month trailing dividend yield on the S&P 500 Index is now higher than the yield on 10 year US Treasuries for only the second time since the 1950s. Conditions in Europe may prompt a new round of intervention from policymakers, with more integration as opposed to less still the order of the day despite Germany's continued opposition to joint-liability bonds (eurobonds). The failure of parties to form a coalition government in Greece means that voters will return to the polls on 17 June. The contagion resulting from a disorderly Greek exit from the Eurozone would have wide ramifications, not least in Spain, which is on the verge of a bailout from the European Union as at the time of writing. US payroll data has consistently disappointed economists' forecasts since March, with the private sector adding a mere 69,000 jobs in May. China's official Purchasing Managers Index fell more than expected last month, in keeping with a mixed set of economic releases from the People's Republic. The central bank cut interest rates by 25 basis points to 6.31% post the end of the month, suggestive of Beijing's concerns over the strength of the recovery.

The Harmony EUR Balanced fund underperformed its benchmark in May with a return of -2.4% (net of all fees) compared to -0.9% for the reference composite. With the return of anxieties over the outlook for global growth, the performance of asset classes was consistent with generally risk averse behaviour by investors. As a result, the current asset allocation policy in the fund added value but also detracted. The fund remains broadly neutral to underweight equity markets following changes made in the early days of April. The fund is underweight sovereign paper which was a beneficiary of investor flows thanks to its status as a perceived safe haven asset, a view we would question at current valuations. This underweight to government paper was, therefore, the main contributor to underperformance in May. The fund's overweight to credit preserved capital better than the equity market, but fared less well than core government securities. Overall, the Harmony EUR Balanced fund is positioned for a low (but positive) growth environment, and under these conditions the portfolio's underweight to government debt is expected to benefit performance through the cycle. In the short term, however, when markets are impacted by a degree of risk aversion, this positioning will not aid relative performance. Within the fixed income portion of the portfolio use is made of strategic, investment grade, convertible and high yield mandates. From a manager selection perspective the Henderson European Special Situations fund outperformed its benchmark in May, despite declining by 4.6% in euro terms. Election results in France and Greece contributed to heightened volatility and a significantly weaker euro during the month. However, the fund benefited on a relative basis due to it having no direct banking exposure and also no holdings in Southern Europe. Instead the portfolio has a distinct quality bias with holdings focused on non-discretionary products or services that offer recurring revenues and good pricing power. Over the past twelve months this approach has led to outperformance of over 9% versus the benchmark.

Source: Lipper Hindsight, Momentum Global Investment Management Limited, May 2012

■ Risk warnings and important notes

Harmony Portfolios Euro Balanced Fund is a sub fund of the Momentum Global Funds SICAV which is domiciled in Luxembourg and is an "umbrella" fund which offers a wide range of single-priced, open-ended sub-funds. It is regulated by the Commission de Surveillance du Secteur Financier, the Luxembourg financial services regulator and conforms to the requirements of the European UCITS directive.

Past performance of any investment is not necessarily a guide to the future. All performance is calculated Total Return, Net of all fees and in Euro terms.

Fluctuations in the value of the underlying funds and the income from them and changes in interest rates mean that the value of the Fund and any income arising from it may fall, as well as rise, and is not guaranteed. Deductions of charges and expenses mean that you may not get back the amount you invested.

The fees charged within the Fund and by the managers of the underlying funds are not guaranteed and may change in the future.

Notwithstanding ongoing monitoring of the underlying funds within the Fund, there can be no assurance that the performance of the funds will achieve their stated objectives.

The Fund may contain shares or units in underlying funds that invest internationally. The value of your investment and the income arising from it may therefore be subject to exchange rate fluctuations.

This report should not be construed as investment advice or guidance or a proposal or recommendation in any form whatsoever, whether relating to the Fund or its underlying investments. It is for information purposes only and has been prepared and is made available for the benefit of the investors in the Fund and clients of the Distribution Partner.

The appointed Management Company for the Momentum Global Funds SICAV are RBS (Luxembourg) S.A. of 33 Rue de Gasperich, L-5826, Hesperange, Luxembourg.

The appointed Administrator of the Momentum Global Funds SICAV are JP Morgan Bank Luxembourg S.A. of 6 Route de Treves, L-2633 Senningerberg, Luxembourg. The latest copy of the Prospectus can be obtained from the appointed Administrator at this address.

Momentum Global Investment Management Limited (company registration no. 3733094) is the appointed Investment Manager, Promoter and Distributor of the Momentum Global Funds SICAV and are authorised and regulated by the UK Financial Services Authority, with registered address at 20 Gracechurch Street, London, EC3V 0BG. Momentum Global Investment management Limited is an authorised Financial Services Provider pursuant to the Financial Advisory and Intermediary Services Act No. 37 of 2002 in South Africa.

The appointed Depositary of the Momentum Global Funds SICAV are JP Morgan Bank Luxembourg S.A. of 6 Route de Treves, L-2633 Senningerberg, Luxembourg.

This Report may not be circulated or copied where it may constitute an infringement of any local laws or regulations. This Report is for the sole use of the intended recipient and may not be reproduced or circulated without the prior written approval of the Investment Manager.