

Harmony US Dollar Balanced Fund

Fund details

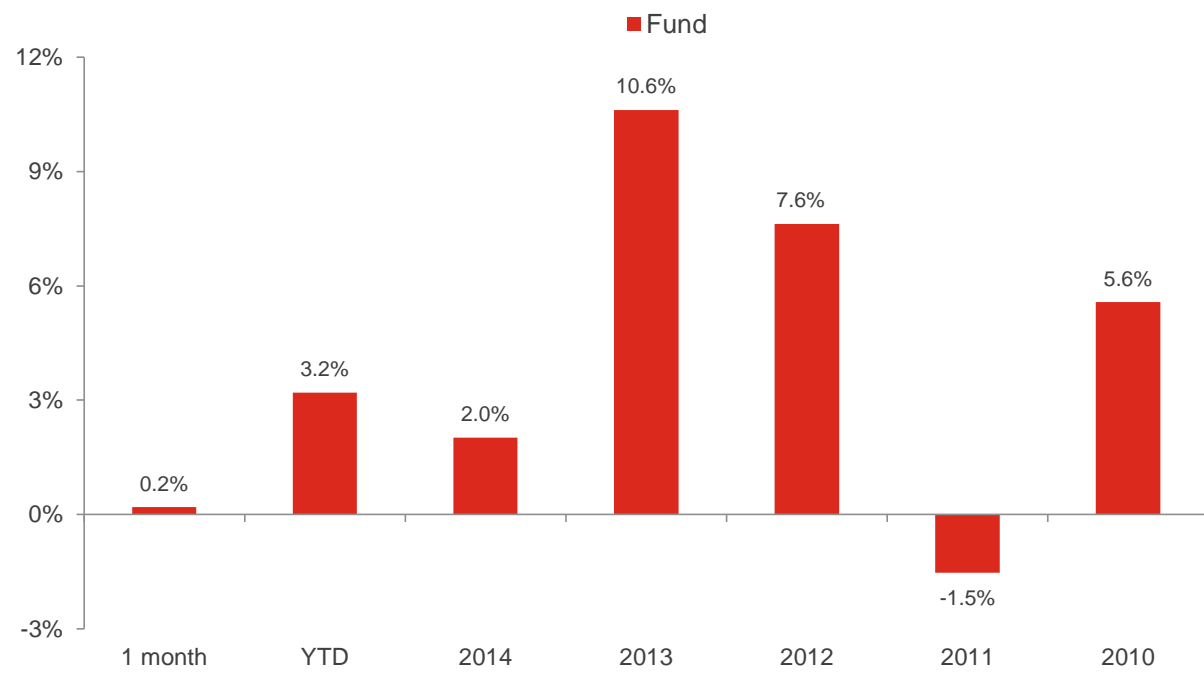
Investment manager: Momentum Global Investment Management	ISIN A Class: LU0651986068	Price per share A Class: USD 1.1484
Currency: USD	ISIN B Class: LU0651986142	Price per share B Class: USD 1.1626
Inception date (fund): 12 August 2011	ISIN C Class: LU0651986225	Price per share C Class: USD 1.2752
Structure: SICAV - Part 1 Luxembourg 2002 Law (UCITS)	ISIN D Class: LU0651986498	Price per share D Class: USD 1.2026
Minimum investment: Share classes A, B, C & D: USD 7,500	Subscriptions / redemptions: daily	Investment timeframe: 3 years +

Investment objective

The portfolio will be biased to investments in the United States, but could also hold investments outside this country. The portfolio aims to provide a balance between capital preservation and capital growth in US dollars with a reduced level of volatility, via strategic exposures to a wide range of asset classes.

Please refer to the Prospectus for full details of the fund, its charges, the investment objective and investment policy.

Fund performance



Cumulative returns



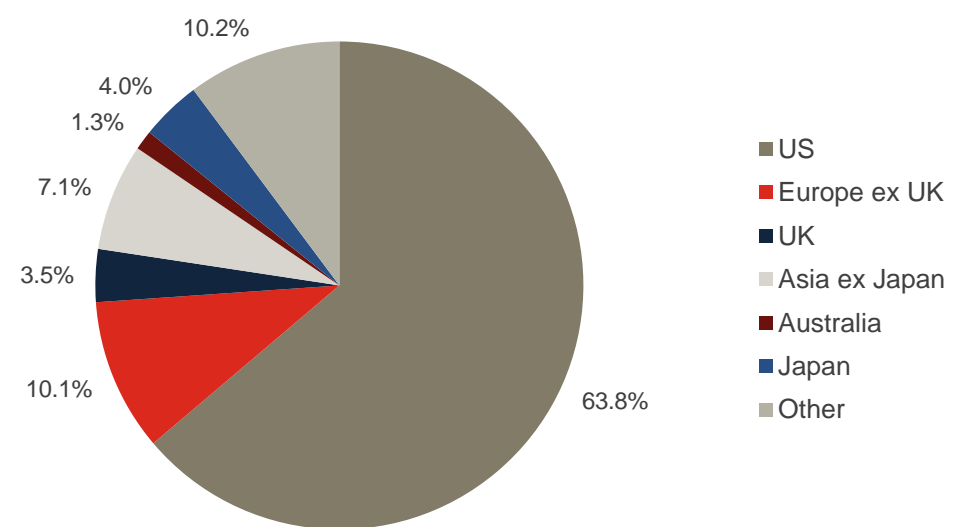
Holdings

Holdings	Asset type	Weight
Cash	Cash	9.8%
Muzinich Enhanced Yield Short-Term (USD hedged)	Fixed Income	9.8%
Harris Associates Concentrated US Equity	Equity	7.7%
Wells Fargo US All Cap Growth	Equity	6.4%
Artisan Global Value	Equity	6.1%
RWC Global Convertibles	Fixed Income	5.9%
Third Avenue Real Estate Value	Property	5.7%
AXA US Short Duration High Yield	Fixed Income	5.2%
Vulcan Value Equity	Equity	5.2%
Yacktman US Equity	Equity	5.1%
Muzinich EM Short Duration (USD hedged)	Fixed Income	4.8%
AXA US High Yield	Fixed Income	4.0%
RWC Asia Convertibles	Fixed Income	4.0%
iShares JP Morgan Emerging Markets Bond	Fixed Income	3.9%
Heptagon Kopernik Global All-Cap Equity	Equity	2.9%
Dimensional Emerging Markets Value	Equity	2.8%
First State Global Listed Infrastructure	Equity	1.9%
Schroder UK Recovery	Equity	1.9%
American Century Concentrated Global Growth	Equity	1.6%
Polar Capital Japan (USD hedged)	Equity	1.6%
Granahan US Focused Growth	Equity	1.3%
Morgan Stanley Global Brands	Equity	1.0%
Westwood Strategic Global Convertibles (USD hedged)	Fixed Income	0.6%
Morgan Stanley UK Global Brands	Equity	0.4%
iShares Gold Producers	Commodities	0.4%

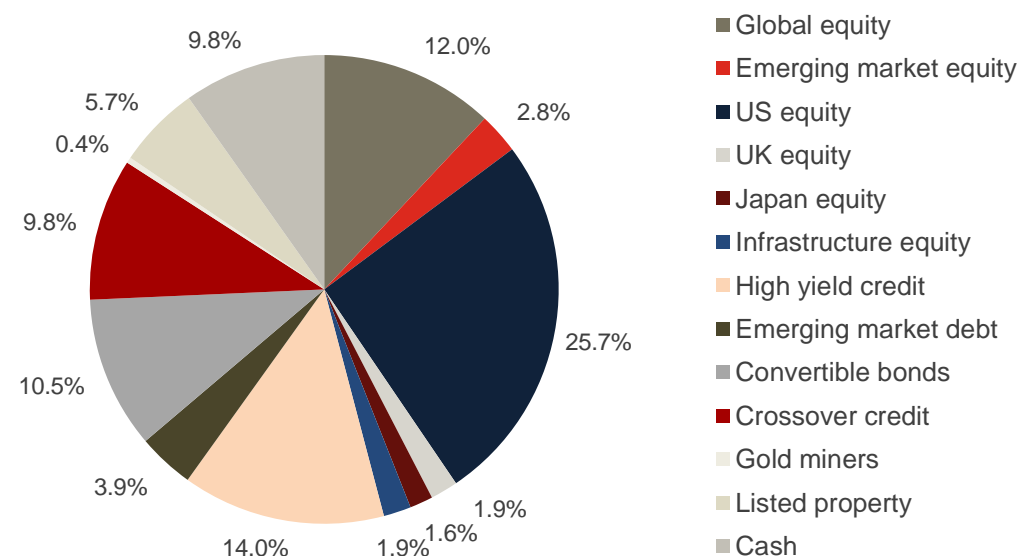
Investment statistics (since 1 January 2009)

Current month return:	0.2%
Cumulative return:	56.4%
Annualised return:	7.2%
Annualised volatility:	7.1%

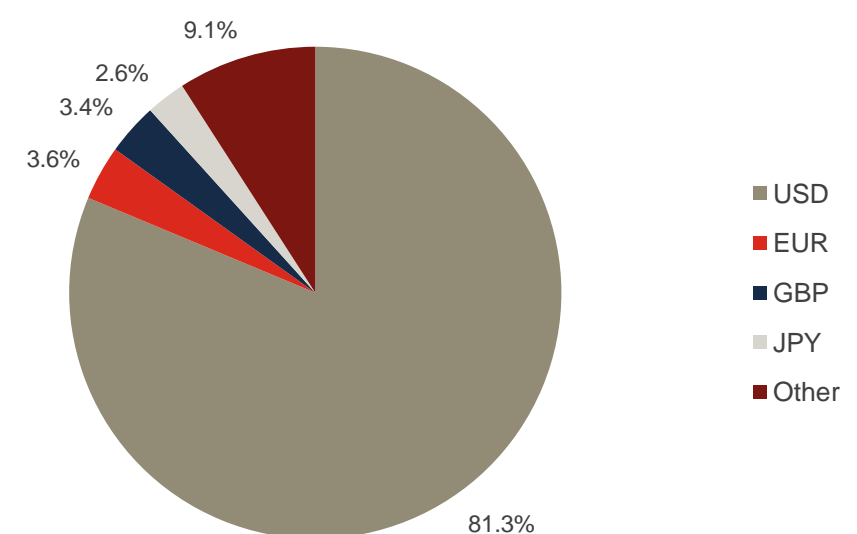
Regional allocation



Strategy allocation



Currency allocation



■ Manager commentary

Levels of economic activity around the globe remained a key focus for investors during May. In the developed world there has been some convergence of growth levels this year, with a sharp slowdown in the US and a pick-up in Europe and Japan. Related to this the actions of the Federal Reserve (Fed) are under close scrutiny as markets prepare for the first interest rate rise in the US for a decade. Earlier expectations of a June rise have been deferred due to the weak economy in Q1 and dovish comments from Fed speakers, emphasising the data dependency of the decision, the impact of a strong dollar and risks to global growth, notably Greece and the slowdown in China. There was little change on this latter front during May, with both the Greek saga on debt repayments and divergence between stock markets and the real economy in China continuing. Meanwhile the UK enjoyed an unexpected but extremely positive general election result which improved the outlook for the economy and sterling.

Against this background developed market equities generally outperformed bonds, with global equities gaining 0.3% in dollar terms compared to a return of -1.7% for global bonds. Following weakness in the US dollar in April the greenback recovered during May and held back what were generally stronger equity market returns when measured in local currency terms. The Japanese equity market outperformed with a return of 5.1% in local currency terms, while the UK, Continental Europe and US markets returned circa 1%. Both Continental Europe and Japan have now risen by almost 20% so far this year in local currency terms while the US is up by only 3.0%. In contrast emerging market equities fell 4.0% in May, led by big falls in Brazil and Russia as commodity prices, including the price of oil, came under renewed pressure. Meanwhile high grade bonds mostly posted losses during May; US treasuries were down by 0.2% while European government bonds fell 1.5%. Notably the yield on 10-year German bunds rose from 0.4% to 0.5% in the month, continuing the ascent from the lows of April and further increasing the adverse price movement for holders of such bonds. In contrast areas including US high yield and emerging market bonds continued to outperform, with modest positive returns in the month.

In May, the Harmony US Dollar Balanced Fund returned 0.2% net of all fees increasing the year-to-date return to 3.2%. Asset allocation contributed to returns over the month as our continued preference for equities over both bonds and cash was rewarded and also helped protect capital, given the Fund's continued lack of exposure to government bonds. The fixed income assets that we hold instead, principally high yield, convertible and emerging market bonds, performed well with positive returns in most cases. Meanwhile the contribution from manager selection to performance was mixed. The main detractors in this respect were among our US equity managers, where three of the five underperformed versus the US market. However, over twelve months only one of our US equity managers has underperformed. The top performing holding during May, in both absolute and relative terms, was the Polar Japan fund which gained 7.7%.

At the end of April the Fund took a small position in a global convertible bond strategy managed by Westwood. This follows on from a detailed research review that we conducted into the sector, reviewing and meeting more than ten managers. Westwood was founded in 1983 and now manages over \$20bn across various US and global equity strategies. The convertible bond team joined last year from Aviva, where they had worked together for over thirteen years managing similar strategies. The strategy we have invested in focuses on balanced convertibles that have the ability to participate in equity upside whilst limiting the downside due to their bond characteristics. Due to relatively small assets in the strategy the portfolio managers are able to be more selective than many of their peers, holding around 40-60 names with a tilt towards small caps and growth names within the convertible universe. This new strategy sits alongside our existing holdings in two convertible bond strategies managed by RWC which continue to represent the bulk of our exposure to the asset class.

Source: Bloomberg, Momentum Global Investment Management.

■ Important Information

The value of the underlying funds and the income generated from them can go down as well as up, and is not guaranteed. Investors may not get back the original amount invested. Past performance is not a guide to future performance. Performance is calculated on a total return basis, net of all fees.

This document does not provide all the facts needed to make an informed investment decision. Prior to investing, investors should read the Key Investor Information Document (KIID) and seek professional investment advice where appropriate.

Harmony Portfolios are sub-funds of the Momentum Global Funds SICAV, which is domiciled in Luxembourg and regulated by the Commission de Surveillance du Secteur Financier. The fund conforms to the requirements of the European UCITS Directive.

Prior to the fund's inception as a sub fund of the Momentum Global Funds SICAV on 12 August 2011, the fund was managed as the Harmony US Dollar Balanced Incorporated Cell (IC) within the Momentum Mutual Fund. The historical performance of the Harmony US Dollar Balanced IC is shown from 1 January 2009 until the inception date of the SICAV.

This financial promotion is issued by Momentum Global Investment Management Limited (MGIM). MGIM is the Investment Manager, Promoter and Distributer for the Momentum Global Funds SICAV. MGIM is registered in England and Wales No. 03733094. Registered Office: The Rex Building, 62 Queen Street, London EC4R 1EB. MGIM is authorised and regulated by the Financial Conduct Authority No. 232357.