

Harmony US Dollar Growth Fund

Fund details

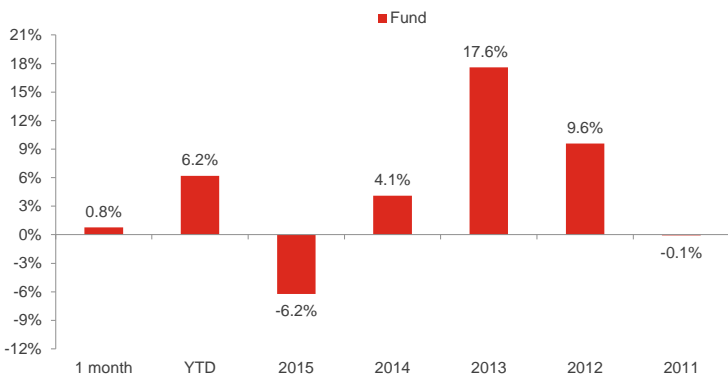
Investment manager: Momentum Global Investment Management	ISIN A Class: LU0651986571	Price per share A Class: USD 1.2214
Currency: USD	ISIN B Class: LU0651986654	Price per share B Class: USD 1.1793
Inception date (fund): 12 August 2011	ISIN C Class: LU0651986738	Price per share C Class: USD 1.4117
Structure: SICAV - Part 1 Luxembourg 2002 Law (UCITS)	ISIN D Class: LU0651986811	Price per share D Class: USD 1.2708
Minimum investment: Share classes A, B, C & D: USD 7,500	Subscriptions / redemptions: daily	Investment timeframe: 5 years +

Investment objective

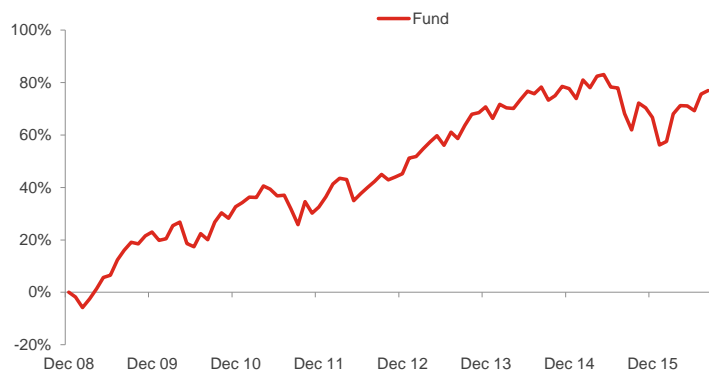
The portfolio will be biased to investments in the United States, but could also hold investments outside this country. The investment objective is to provide capital growth in US dollar terms but with a reduced level of volatility, via strategic exposures to a wide range of asset classes.

Please refer to the Prospectus for full details of the fund, its charges, the investment objective and investment policy.

Fund performance



Cumulative returns



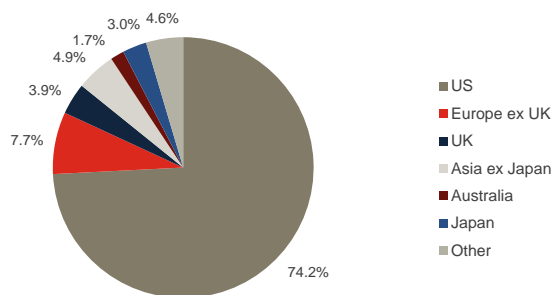
Holdings

Holdings	Asset type	Weight
Artisan Global Value	Equity	9.1%
Cash	Cash	8.9%
Vulcan Value Equity	Equity	8.6%
Conventum Lyrical	Equity	6.5%
Yacktman US Equity	Equity	6.3%
Third Avenue Real Estate Value	Property	5.5%
Wells Fargo US All Cap Growth	Equity	5.1%
Harris Associates Concentrated US Equity	Equity	4.8%
Jennison Global Equity Opportunities	Equity	4.6%
Morgan Stanley Global Brands	Equity	4.1%
American Century Concentrated Global Growth	Equity	3.3%
BlackRock US Corporate Bond Index	Fixed Income	3.3%
Dimensional Emerging Markets Value	Equity	3.0%
AXA US Short Duration High Yield	Fixed Income	2.9%
Granahan US Focused Growth	Equity	2.8%
Heptagon Kopernik Global All-Cap Equity	Equity	2.5%
First State Global Listed Infrastructure	Equity	2.4%
iShares JP Morgan Emerging Markets Bond	Fixed Income	2.3%
RWC Asia Convertibles	Fixed Income	2.3%
RWC Global Convertibles	Fixed Income	2.3%
AXA US High Yield	Fixed Income	2.0%
Goldman Sachs EFI Long Short Risk Premia Portfolio	Hedge Funds	1.8%
Schroder UK Recovery	Equity	1.7%
FP Crux European Special Situations	Equity	1.5%
BlackRock Developed Real Estate	Property	1.0%
iShares Gold Producers	Commodities	0.6%
Westwood Strategic Global Convertibles (USD hedged)	Fixed Income	0.6%
Schroder Real Estate Investment Trust	Property	0.2%

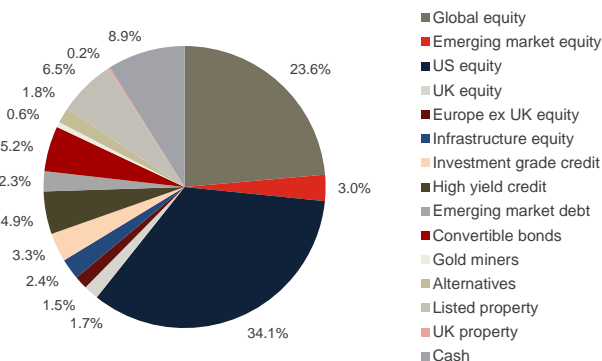
Investment statistics (since 1 January 2009)

Current month return:	0.8%
Cumulative return:	77.0%
Annualised return:	7.7%
Annualised volatility:	9.9%

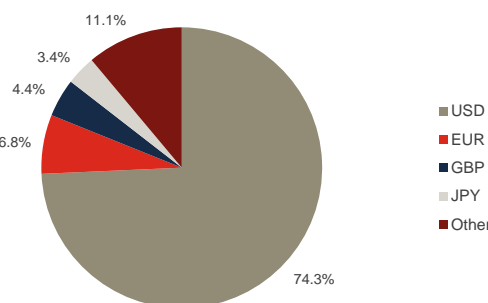
Regional allocation



Strategy allocation



Currency allocation



■ Manager commentary

August proved to be a quiet month for markets, with low levels of volatility and little significant news flow. The 'risk-on' environment of July broadly continued in August: most equity markets rose modestly higher, with emerging markets leading the way and adding 2.8% in local currency terms over the month. Within developed markets the US inched 0.1% higher with Japan, the UK and Europe faring better in local currency terms, returning 1.3%, 1.5% and 1.0% respectively. Most currencies weakened slightly versus the US dollar, as expectations for further interest rate rises in the US increased. Within fixed income, most government bonds produced negative returns whereas credit, especially high-yield bonds, and emerging market debt, performed well.

The Harmony US Dollar Growth fund returned 0.8% in August in US dollar terms net of fees, increasing the six month and year to date returns to 12.3% and 6.2% respectively. Performance for the month was ahead of both the S&P 500 and US Treasury indices, driven by strong aggregate performance from both the funds equity and fixed income holdings. From an asset allocation perspective, the fund's emerging market equity, emerging market debt and US high yield holdings were among the best performers. Manager selection also had a meaningful impact, driven by outperformance from the fund's value orientated holdings in strategies managed by Harris Associates, Lyrical, Artisan and Kopernik. Meanwhile the US small cap growth manager, Granahan, continued their run of strong performance with a return of 4.8% for the month; over six months this holding has gained 42.9%. Within the fund we continue to have no exposure to developed market government bonds, whose prices declined over the month. However, as is often the case, this rising bond yield environment led to underperformance for the fund's more interest rate sensitive equity investments such as listed property and listed infrastructure, which declined by between 0.8% and 1.8%.

The recent strength in markets has taken year-to-date returns for global equities to 3.8%, global emerging market equities to 10.8% and government bonds to 6.6% (all in local currency terms). At current yields, most bonds offer poor value, and developed sovereigns in particular provide little protection against rises in inflation or short term interest rates. Some parts of the credit sector offer better value, while equities are broadly fairly valued, having mostly tracked sideways for the past two years. Given the uncertainties and headwinds ahead, periods of volatility are inevitable. However, we continue to see these as an opportunity to accumulate positions and to take advantage of a cycle which is proving to be unusually long and sustainable.

Source: Bloomberg, Momentum Global Investment Management.

■ Important Information

The value of the underlying funds and the income generated from them can go down as well as up, and is not guaranteed. Investors may not get back the original amount invested. Past performance is not a guide to future performance. Performance is calculated on a total return basis, net of all fees.

This document does not provide all the facts needed to make an informed investment decision. Prior to investing, investors should read the Key Investor Information Document (KIID) and seek professional investment advice where appropriate.

Harmony Portfolios are sub-funds of the Momentum Global Funds SICAV, which is domiciled in Luxembourg and regulated by the Commission de Surveillance du Secteur Financier. The fund conforms to the requirements of the European UCITS Directive.

Prior to the fund's inception as a sub fund of the Momentum Global Funds SICAV on 12 August 2011, the fund was managed as the Harmony US Dollar Growth Incorporated Cell (IC) within the Momentum Mutual Fund. The historical performance of the Harmony US Dollar Growth IC is shown from 1 January 2009 until the inception date of the SICAV.

This financial promotion is issued by Momentum Global Investment Management Limited (MGIM). MGIM is the Investment Manager, Promoter and Distributer for the Momentum Global Funds SICAV. MGIM is registered in England and Wales No. 03733094. Registered Office: The Rex Building, 62 Queen Street, London EC4R 1EB. MGIM is authorised and regulated by the Financial Conduct Authority No. 232357.