

Harmony US Dollar Growth Fund

Fund details

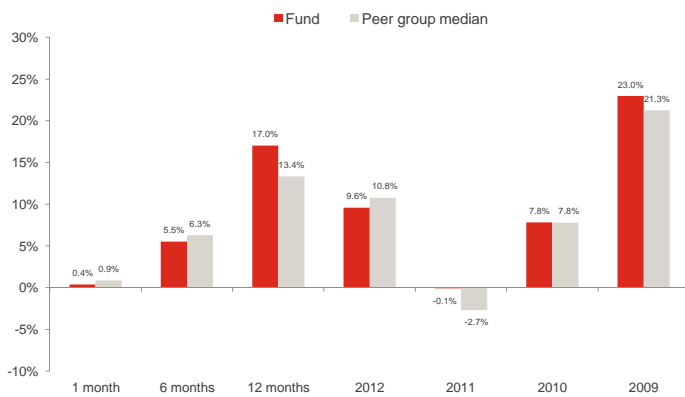
Investment manager: Momentum Global Investment Management	ISIN A Class: LU0651986571	Price per share A Class: USD 1.1631
Currency: USD	ISIN B Class: LU0651986654	Price per share B Class: USD 1.1237
Inception date (fund): 12 August 2011	ISIN C Class: LU0651986738	Price per share C Class: USD 1.3630
Structure: SICAV - Part 1 Luxembourg 2002 Law (UCITS)	ISIN D Class: LU0651986811	Price per share D Class: USD 1.2449
Minimum investment Share Class A: USD 100,000; Classes B, C & D: USD 7,500	Subscriptions / redemptions: daily	
Peer group source: Bloomberg¹	Investment timeframe: 5 years +	

Investment objective

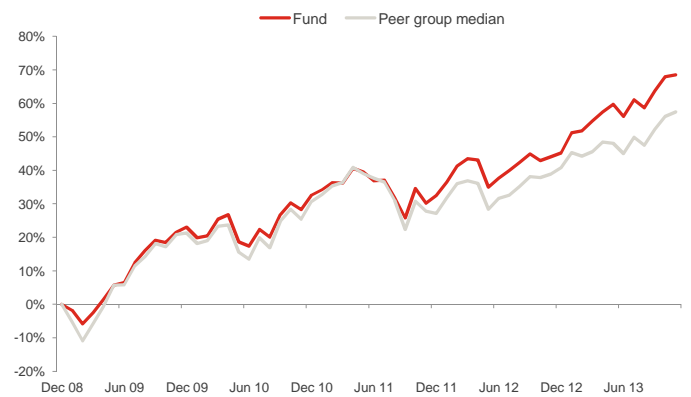
The portfolio will be biased to investments in the United States, but could also hold investments outside this country. The investment objective is to provide capital growth in US dollar terms but with a reduced level of volatility, via strategic exposures to a wide range of asset classes.

Please refer to the Prospectus for full details of the fund, its charges, the investment objective and investment policy.

Fund performance



Cumulative returns



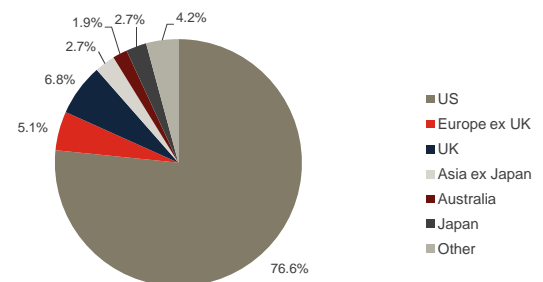
Holdings

Holdings	Asset type	Weight
Harris Associates Concentrated US Equity Fund	Equity	15.7%
Wells Fargo US All Cap Growth	Equity	15.0%
Yacktman US Equity	Equity	14.9%
Artisan Global Value	Equity	8.5%
Cohen & Steers Global Real Estate	Property	6.7%
Cash	Cash	6.0%
ING (L) Flex Senior Loans (USD hedged)	Fixed Income	5.2%
Old Mutual Dublin Global Bond	Fixed Income	5.0%
Jupiter Dynamic Bond	Fixed Income	4.1%
Morgan Stanley Global Brands	Equity	3.8%
Momentum IF Global Equity	Equity	3.5%
RWC Global Convertibles	Fixed Income	2.9%
First State Global Listed Infrastructure	Equity	2.8%
Dimensional Emerging Markets Value	Equity	2.7%
iShares JP Morgan Emerging Markets Bond	Fixed Income	2.0%
iShares Gold Producers	Commodities	0.9%
BlackRock US Index	Equity	0.2%
iShares MSCI World	Equity	0.1%

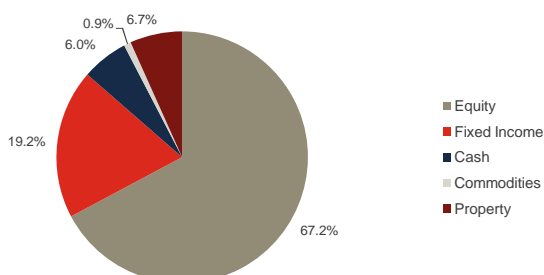
Investment statistics (since 1 January 2009)

Current month return:	0.4%
Cumulative return:	68.5%
Annualised return:	11.2%
Annualised volatility:	9.8%

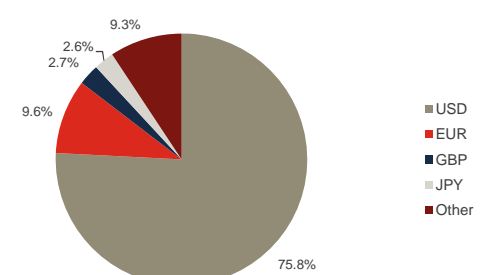
Regional allocation



Asset allocation



Currency allocation



Sources: Momentum Global Investment Management, JP Morgan Bank (Luxembourg) S.A., Bloomberg.

¹ The peer group median is a composite of (i) global peers and (ii) local peers, in the ratio 1:2. The returns of the global peer group each month receives a weight of one-third, and this is added to the return of the local peer group which receives a weight of two-thirds; together these two numbers produce a single composite peer group return. This weighting methodology is consistent with the "normal" asset allocation of the Fund, with a two-thirds bias towards the "home" country assets and currencies.

■ Manager commentary

Markets in November continued to be dominated by events in the US, with short term sentiment heavily influenced by the latest economic data and 'Fed talk', which is believed to have a bearing on the timing of tapering (the much anticipated reduction of Quantitative Easing (QE) in the US). When the Fed will taper and by how much remain the key focus points for investors. Investors were reassured later in the month by Janet Yellen's comments at her Senate nomination hearing, in which she emphasised that the central bank would be slow to end QE and would err on the side of loose monetary policy. In other important news, the ECB surprised markets by cutting interest rates to 0.25%, in a sign that the central bank is becoming increasingly worried about deflationary forces at work in the eurozone. In contrast the UK, without the shackles of a fixed currency regime and with a considerably more flexible economy, showed signs of a more sustainable recovery, with most leading indicators pointing to robust growth. The big news in Asia was the outcome of China's Third Plenum, which sets the policy agenda for the new leadership. A far reaching reform package was introduced, including liberalisation of money markets and financial institutions and the opening up of certain industries. The reforms were seen as the most far reaching for at least a decade, but effective implementation will be a concern.

The Harmony US Dollar Growth Fund returned 0.4% in November. Over the past twelve months the Fund has returned 17.0% net of all fees. The US government bond market returned -0.4% in November, while US stocks returned 3.1% in US dollar terms. The Fund's asset allocation policy had mixed results during the month, with our decision to avoid government bonds in favour of various aspects of the credit markets benefitting performance as these assets in aggregate outperformed sovereign paper. While the Fund is neutral to global equity, positions in global emerging markets, infrastructure and gold mining shares detracted from performance.

Going forward, with uncertainty remaining over the strength of developed world economic growth combined with the potential for tightening credit conditions, investors should look to retain a prudent level of diversification in their portfolios. While political issues in the US and Europe have disappeared from the headlines for now, there remain significant risks – especially in the latter region – that remain unresolved. Overall, we believe that the fund is well positioned to take advantage of future opportunities in the markets as they present themselves.

From a manager selection perspective, the Harris Concentrated US Equity fund returned 2.3% in November compared to a 3.0% gain for the S&P 500 index. The Harmony US Dollar Balanced portfolio first invested in this fund in April and since the end of that month the holding has returned approximately 14.0% net of fees, broadly matching the return of their benchmark. We believe the Harris strategy has a high quality manager whose investment style complements those of the other US equity holdings (Yacktman and Wells). Harris Associates was founded in 1976 and currently has assets under management of over USD 83 billion, managed across a team of over 30 investment professionals. The fund is managed by three experienced team members who leverage off the wider research team to construct a concentrated portfolio of approximately twenty businesses managed by shareholder-orientated management teams and trading at substantial discounts to their intrinsic value. The approach is entirely bottom-up, meaning the managers do not strive to achieve specific country, sector or industry weightings. The largest holdings at present include Wells Fargo, General Motors and AIG. The fund maintains significant overweight allocations to the financial and consumer discretionary sectors with no holdings in any of the materials, consumer staples, healthcare, telecom or utility sectors.

Source: Bloomberg, Momentum Global Investment Management.

■ Important Information

The value of the underlying funds and the income generated from them can go down as well as up, and is not guaranteed. Investors may not get back the original amount invested. Past performance is not a guide to future performance. Performance is calculated on a total return basis, net of all fees.

This document does not provide all the facts needed to make an informed investment decision. Prior to investing, investors should read the Key Investor Information Document (KIID) and seek professional investment advice where appropriate.

Harmony Portfolios are sub-funds of the Momentum Global Funds SICAV, which is domiciled in Luxembourg and regulated by the Commission de Surveillance du Secteur Financier. The fund conforms to the requirements of the European UCITS Directive.

Prior to the fund's inception as a sub fund of the Momentum Global Funds SICAV on 12 August 2011, the fund was managed as the Harmony US Dollar Growth Incorporated Cell (IC) within the Momentum Mutual Fund. The historical performance of the Harmony US Dollar Growth IC is shown from 1 January 2009 until the inception date of the SICAV.

This financial promotion is issued by Momentum Global Investment Management Limited (MGIM). MGIM is the Investment Manager, Promoter and Distributer for the Momentum Global Funds SICAV. MGIM is registered in England and Wales No. 03733094. Registered Office: The Rex Building, 62 Queen Street, London EC4R 1EB. MGIM is authorised and regulated by the Financial Conduct Authority No. 232357.