

# Harmony US Dollar Balanced Fund

## Fund details

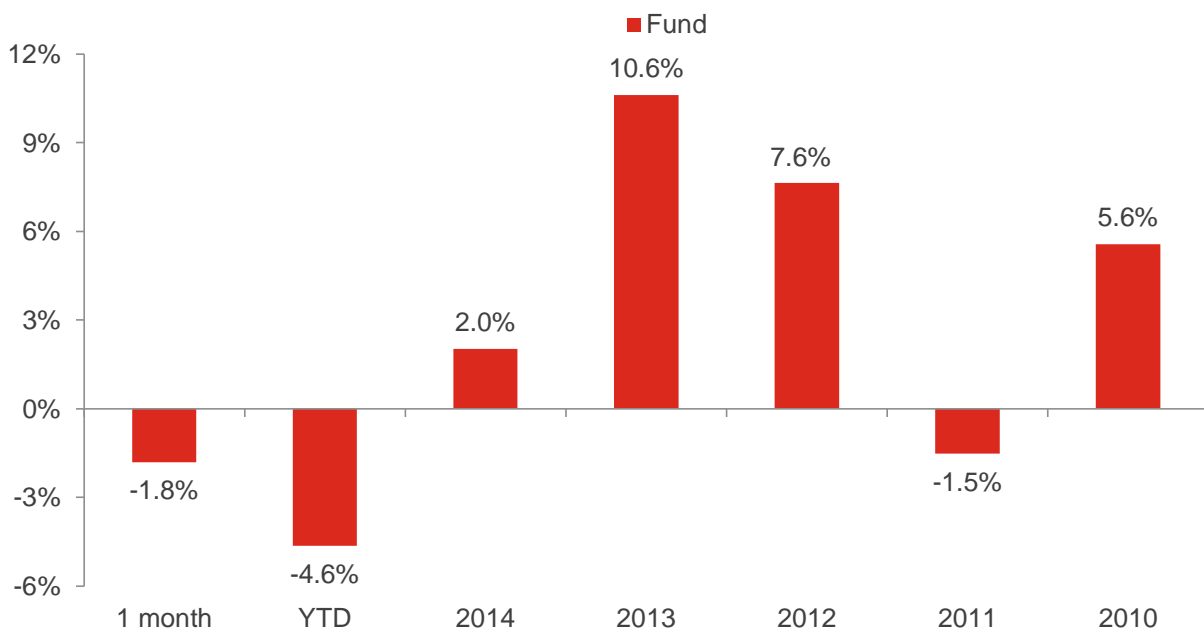
Investment manager: <b>Momentum Global Investment Management</b>	ISIN A Class: <b>LU0651986068</b>	Price per share A Class: <b>USD 1.0613</b>
Currency: <b>USD</b>	ISIN B Class: <b>LU0651986142</b>	Price per share B Class: <b>USD 1.0744</b>
Inception date (fund): <b>12 August 2011</b>	ISIN C Class: <b>LU0651986225</b>	Price per share C Class: <b>USD 1.1751</b>
Structure: <b>SICAV - Part 1 Luxembourg 2002 Law (UCITS)</b>	ISIN D Class: <b>LU0651986498</b>	Price per share D Class: <b>USD 1.1046</b>
Minimum investment: <b>Share classes A, B, C &amp; D: USD 7,500</b>	Subscriptions / redemptions: <b>daily</b>	Investment timeframe: <b>3 years +</b>

## Investment objective

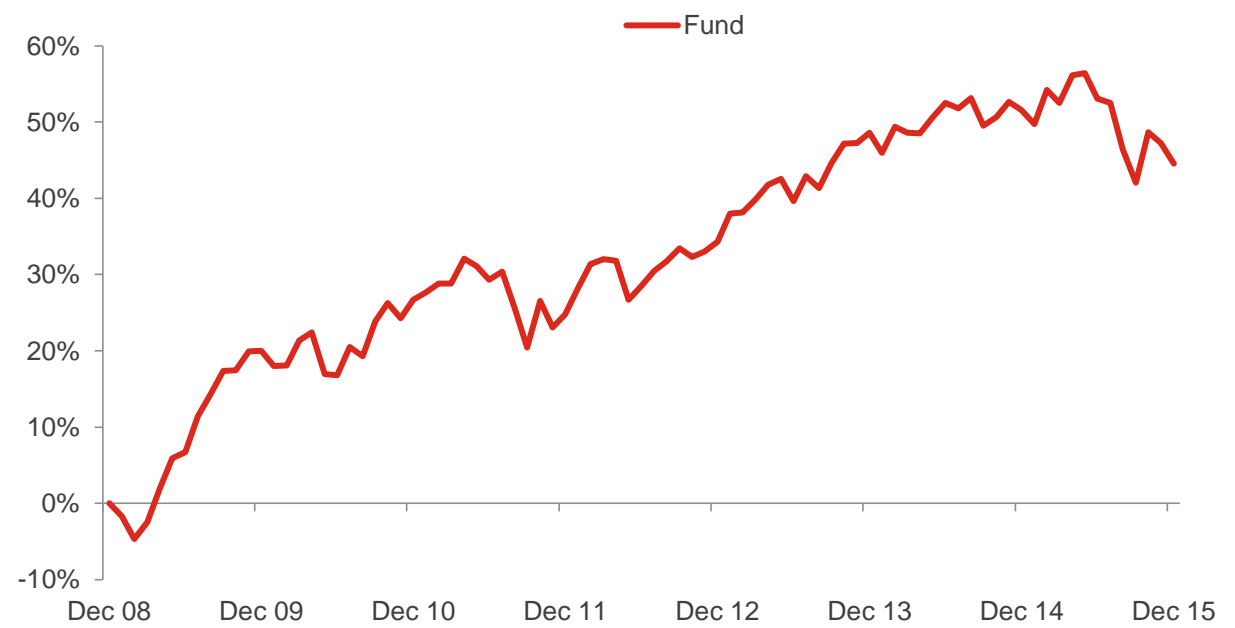
The portfolio will be biased to investments in the United States, but could also hold investments outside this country. The portfolio aims to provide a balance between capital preservation and capital growth in US dollars with a reduced level of volatility, via strategic exposures to a wide range of asset classes.

Please refer to the Prospectus for full details of the fund, its charges, the investment objective and investment policy.

## Fund performance



## Cumulative returns



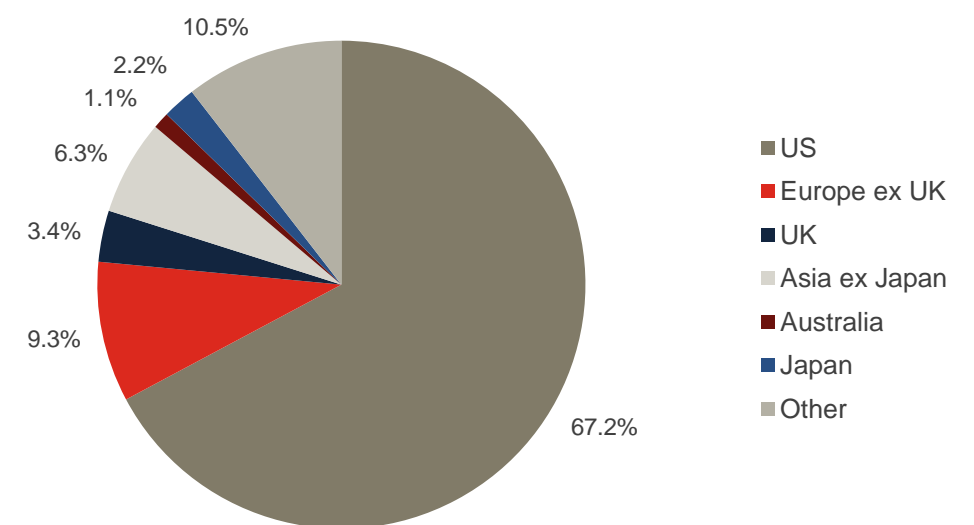
## Holdings

Holdings	Asset type	Weight
Cash	Cash	8.6%
Artisan Global Value	Equity	6.2%
Third Avenue Real Estate Value	Property	6.2%
Wells Fargo US All Cap Growth	Equity	5.9%
Yacktman US Equity	Equity	5.7%
AXA US High Yield	Fixed Income	5.7%
Muzinich EM Short Duration (USD hedged)	Fixed Income	5.1%
Muzinich EnhancedYield Short-Term (USD hedged)	Fixed Income	5.0%
Vulcan Value Equity	Equity	5.0%
BlackRock US Corporate Bond Index	Fixed Income	5.0%
RWC Global Convertibles	Fixed Income	4.9%
Conventum Lyrical	Equity	4.1%
Harris Associates Concentrated US Equity	Equity	4.1%
iShares JP Morgan Emerging Markets Bond	Fixed Income	4.0%
AXA US Short Duration High Yield	Fixed Income	4.0%
RWC Asia Convertibles	Fixed Income	3.5%
Dimensional Emerging Markets Value	Equity	2.9%
Heptagon Kopernik Global All-Cap Equity	Equity	2.5%
Morgan Stanley Global Brands	Equity	2.0%
First State Global Listed Infrastructure	Equity	1.9%
FP Crux European Special Situations	Equity	1.7%
American Century Concentrated Global Growth	Equity	1.6%
Schroder UK Recovery	Equity	1.6%
Granahan US Focused Growth	Equity	1.3%
Westwood Strategic Global Convertibles (USD hedged)	Fixed Income	1.2%
iShares Gold Producers	Commodities	0.3%

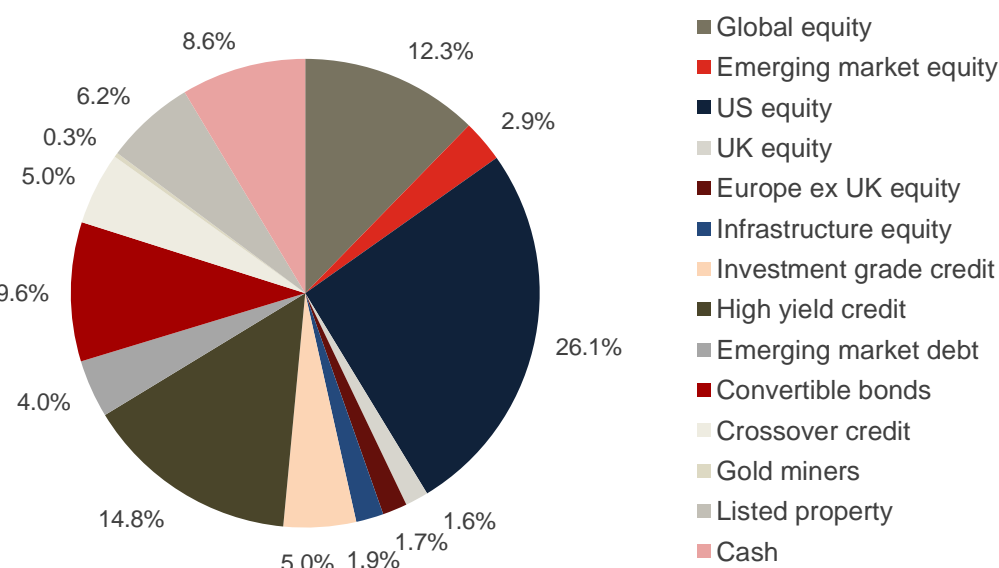
## Investment statistics (since 1 January 2009)

Current month return:	-1.8%
Cumulative return:	44.6%
Annualised return:	5.4%
Annualised volatility:	7.4%

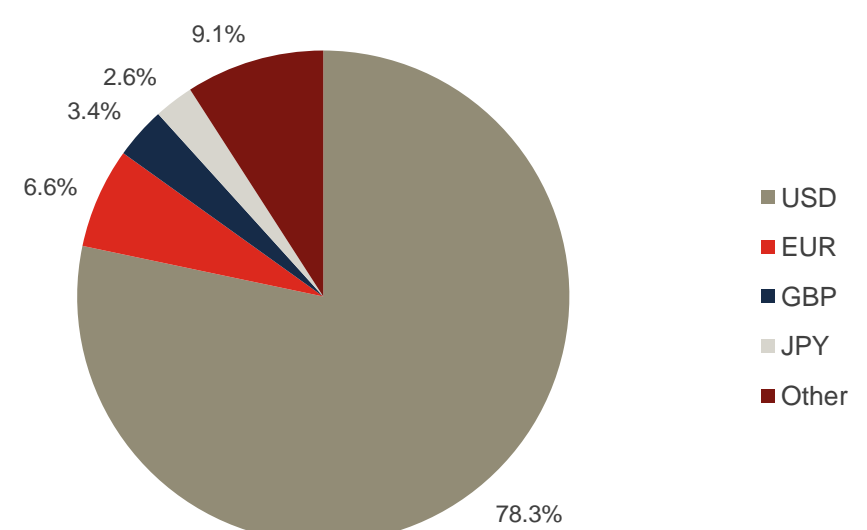
## Regional allocation



## Strategy allocation



## Currency allocation



## ■ Manager commentary

Following a relatively subdued November, 2015 ended on a sour note with most asset classes declining on the back of continued commodity weakness and increasing concerns of an economic slowdown in China. Global equities fell by 2.2% in local currency terms, while emerging markets declined by 1.1%. Brent crude tumbled 17.8%, and the Goldman Sachs Commodity Index fell by 8.6% in December. In Europe, markets were disappointed by the relatively modest adjustment to the European Central Bank's Quantitative Easing programme, as European equities declined by 4.6% in local currency terms. The UK and US posted losses of 1.9% and 1.7%, respectively, with companies operating in the energy sector posting steep declines. High Yield (HY) bonds continued to suffer also, as sentiment was dented by the closure of a number of illiquid junk bond funds. In the US, the asset class returned -2.6% over the month, as it was impacted by falling oil prices was (12% of the US high yield market is energy related companies). European HY debt fell by 2.0%, while investment grade bonds declined by 0.8%. Higher rated US debt declined by 0.8%, while in the UK it returned -0.7%. Sterling continued to weaken against the US dollar, but the euro and yen appreciated against the greenback by 2.9% and 2.5%, respectively.

The Harmony US Dollar Balanced Fund returned -1.8% in US Dollar terms in December net of fees. This represented underperformance compared to the S&P 500 over the month, and the Fund has lagged the index over the calendar year, too. Over both periods, the same underlying factors have driven that outcome. Most significant amongst these were US dollar strength and the underperformance of our US equity managers relative to a flat market. The Fund's value-orientated managers struggled most, mainly due to the narrowing stock market in the US: a handful of large and highly valued new-economy stocks have been driving all of the index gains, while the rest of the market has actually been falling. Fund returns were also held back by our strategic diversification into assets and currencies outside of the US, which mostly underperformed the local equity market in US dollar terms, but which should improve the risk-reward profile of the funds over the long run. We remain confident in our current manager selection and asset allocation, and continue to believe that it's prudent to increase diversification by incorporating global investments outside of the base currency. Indeed, the factors that held back performance of these funds relative to the US equity market are cyclical in nature and in due course will reverse to become a tailwind.

Many of the woes that developed during the year have spilled over into markets in the New Year, with one of the weakest starts to the year on record. However, some perspective needs to be retained at a time of a rising chorus of worry. The global economy has softened but is still growing and the US, UK, Europe and Japan should continue to grow modestly through 2016. Furthermore, volatility and nervousness across markets could well result in policy being kept looser for longer. We remain in an environment where returns are likely to be subdued, but against a background of low yet steady growth in the developed world valuations are now at increasingly attractive levels.

Source: Bloomberg, Momentum Global Investment Management.

## ■ Important Information

The value of the underlying funds and the income generated from them can go down as well as up, and is not guaranteed. Investors may not get back the original amount invested. Past performance is not a guide to future performance. Performance is calculated on a total return basis, net of all fees.

This document does not provide all the facts needed to make an informed investment decision. Prior to investing, investors should read the Key Investor Information Document (KIID) and seek professional investment advice where appropriate.

Harmony Portfolios are sub-funds of the Momentum Global Funds SICAV, which is domiciled in Luxembourg and regulated by the Commission de Surveillance du Secteur Financier. The fund conforms to the requirements of the European UCITS Directive.

Prior to the fund's inception as a sub fund of the Momentum Global Funds SICAV on 12 August 2011, the fund was managed as the Harmony US Dollar Balanced Incorporated Cell (IC) within the Momentum Mutual Fund. The historical performance of the Harmony US Dollar Balanced IC is shown from 1 January 2009 until the inception date of the SICAV.

This financial promotion is issued by Momentum Global Investment Management Limited (MGIM). MGIM is the Investment Manager, Promoter and Distributer for the Momentum Global Funds SICAV. MGIM is registered in England and Wales No. 03733094. Registered Office: The Rex Building, 62 Queen Street, London EC4R 1EB. MGIM is authorised and regulated by the Financial Conduct Authority No. 232357.