

Harmony Europe Diversified Fund (Class E)

(Formerly known as the Harmony Euro Balanced Fund)

Fund details

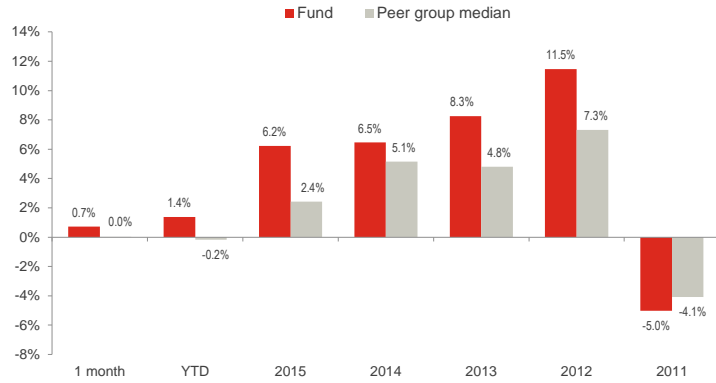
Investment manager: Momentum Global Investment Management	ISIN: LU0795380780
Currency: EUR	Price per share: EUR 1.2820
Inception date (fund): 12 August 2011	Minimum investment: USD 250,000 (EUR equivalent)
Structure: SICAV - Part 1 Luxembourg 2002 Law (UCITS)	Subscriptions / redemptions: daily
Peer group source: Bloomberg¹	Investment timeframe: 3 years +

Investment objective

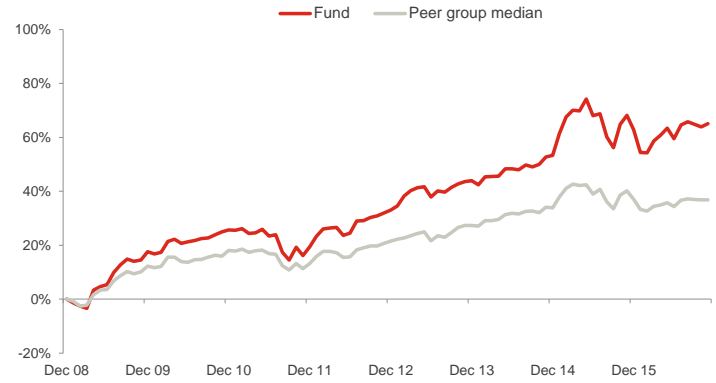
The portfolio will be biased to investments in Europe, but could also hold investments outside this region. The portfolio aims to provide a balance between capital preservation and capital growth in euros with a reduced level of volatility, via strategic exposures to a wide range of asset classes.

Please refer to the Prospectus for full details of the fund, its charges, the investment objective and investment policy.

Fund performance



Cumulative returns



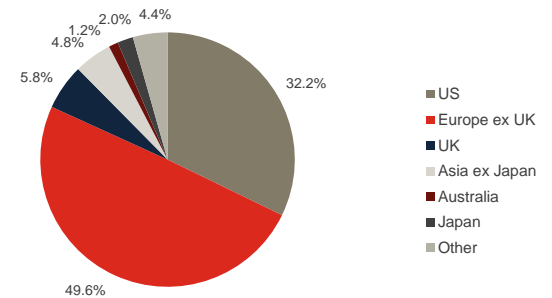
Holdings

Holdings	Asset type	Weight
Jupiter European Special Situations	Equity	18.8%
FP Crux European Special Situations	Equity	15.8%
Third Avenue Real Estate Value	Property	6.1%
MI TwentyFour Dynamic Bond	Fixed Income	4.5%
BlackRock US Corporate Bond Index	Fixed Income	4.4%
Artisan Global Value	Equity	4.2%
AXA US Short Duration High Yield (EUR hedged)	Fixed Income	4.1%
Schroder UK Recovery	Equity	3.7%
ETFS Physical Gold	Commodities	3.4%
American Century Concentrated Global Growth	Equity	3.4%
RWC Global Convertibles (EUR hedged)	Fixed Income	3.2%
Muzinich EnhancedYield Short-Term (EUR hedged)	Fixed Income	3.0%
Dimensional Emerging Markets Value	Equity	2.8%
First State Global Listed Infrastructure	Equity	2.5%
Cash	Cash	2.3%
RWC Asia Convertibles (EUR hedged)	Fixed Income	2.3%
Heptagon Kopernik Global All-Cap Equity	Equity	2.1%
F&C Global Equity Market Neutral	Alternatives	2.1%
GSAM Global Strategic Macro Bond (EUR hedged)	Alternatives	2.0%
iShares JP Morgan Emerging Markets Bond	Fixed Income	2.0%
Goldman Sachs EFI Long Short Risk Premia (EUR hedged)	Alternatives	1.8%
Westwood Strategic Global Convertibles (EUR hedged)	Fixed Income	1.6%
Morgan Stanley Global Brands	Equity	1.5%
BlackRock Developed Real Estate	Property	1.1%
Muzinich EM Short Duration (EUR hedged)	Fixed Income	1.0%
iShares Gold Producers	Commodities	0.3%

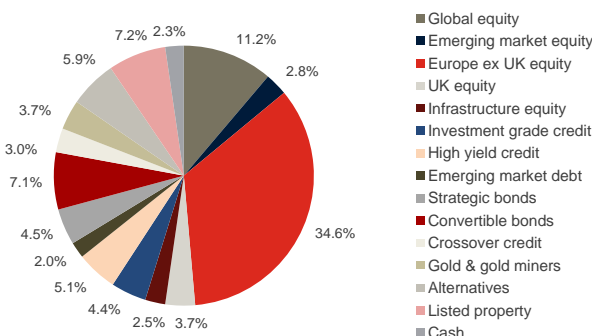
Investment statistics (since 1 January 2009)

Current month return:	0.7%
Cumulative return:	65.1%
Annualised return:	6.5%
Annualised volatility:	7.4%

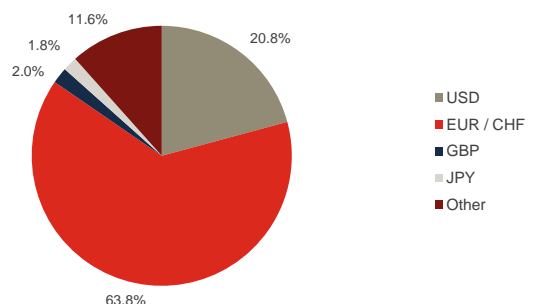
Regional allocation



Strategy allocation



Currency allocation



Sources: Momentum Global Investment Management, JP Morgan Bank (Luxembourg) S.A., Bloomberg.

¹ The peer group median return is a composite of (i) global peers and (ii) local peers, in the ratio 1:2. This weighting methodology is consistent with the "normal" asset allocation of the Fund, with a two-thirds bias towards "home" country assets and currencies.

■ Manager commentary

The Harmony Europe Diversified fund rose 0.7% in November in euro terms net of fees and has gained 1.4% year to date. Although European equities were broadly flat over the month, euro currency weakness versus the US dollar and sterling boosted returns for the Fund's international holdings, and fund performance was further supported by our asset allocation policy within fixed income and manager selection within equities. The fixed income portion of the Fund is predominantly invested across various segments of the corporate bond markets. In all cases our selected holdings outperformed the -1.3% return of the global government bond index, even achieving positive returns in the case of our convertible and US high yield holdings, despite a challenging backdrop of steepening yield curves. The only fixed income holding outside of corporate bonds is in hard currency emerging market bonds, which returned -1.3% over the month. However the impact of this was reduced by virtue of our decision at the start of the month to switch some of this exposure into the Muzirich Emerging Market Corporate Bond strategy, which only fell 0.7% over the month. Within equities, several of the Fund's selected managers outperformed relative to their respective benchmarks, including Jupiter in Europe and the global strategies managed by Artisan and American Century. But it was the Fund's Schroder Recovery strategy holding, which primarily invests in undervalued equities listed in the UK and represents a near 4% allocation, that proved to be the best performing holding in November with a return of 7.4%.

Three new holdings were added to the Fund during November: two liquid alternatives funds and a position in gold. We believe adding these liquid alternatives and gold holdings will enhance both the risk and return profiles of the Harmony funds.

We now have small positions across three liquid alternative funds, in order to benefit from a well-diversified blend of alternative strategies. The current allocation of 6% may increase from here if we identify other funds to invest in, but the overall sizing will depend on valuations in other asset classes and is unlikely to exceed 10%. Two of the strategies, managed by F&C and Goldman Sachs, focus on systematically harnessing style risk premia within equity markets. These are additional premia observed for taking on particular equity risk over and above what you would expect from the market as a whole and the idiosyncratic risk inherent within each individual stock. The third fund, managed by Goldman Sachs Asset Management (GSAM) is a macro orientated strategy which is diversified across several underlying sleeves with different return drivers including interest rates, emerging market debt, currencies and mortgages. The sleeves are managed by specialist teams and are combined according to a robust and disciplined investment and risk management process. All three of these funds are managed to provide a market neutral exposure, meaning returns have very little sensitivity to equity and credit markets.

We introduced a small position in physical gold bullion via an exchange traded security managed by ETF Securities. Units held in this security are fully backed by physical gold holdings. We do not forecast an expected return for the gold price in the same way that we do for other asset classes, in large part due to it not producing any form of yield, but history provides a very good guide as to how the gold price performs in different environments. In particular gold tends to deliver strong returns during periods of sharp equity market drawdowns and high inflation. Given the bulk of the funds will remain invested in equity markets, these characteristics of gold complement that exposure well and help to make the funds more robust and well balanced. Also, although the world has faced strong deflationary forces in recent years, a return to inflation should not be ruled out and gold has a proven ability to preserve purchasing power over the very long term.

Source: Bloomberg, Momentum Global Investment Management.

■ Important Information

The value of the underlying funds and the income generated from them can go down as well as up, and is not guaranteed. Investors may not get back the original amount invested. Past performance is not a guide to future performance. Performance is calculated on a total return basis, net of all fees.

This document does not provide all the facts needed to make an informed investment decision. Prior to investing, investors should read the Key Investor Information Document (KIID) and seek professional investment advice where appropriate.

Harmony Portfolios are sub-funds of the Momentum Global Funds SICAV, which is domiciled in Luxembourg and regulated by the Commission de Surveillance du Secteur Financier. The fund conforms to the requirements of the European UCITS Directive.

Performance figures prior to the inception date of the Class E share have been simulated to show its lower fees by adjusting the Harmony Europe Diversified Fund Class A share's past performance. Prior to the Class A fund's inception as a sub fund of the Momentum Global Funds SICAV on 12 August 2011, the fund was managed as the Harmony Europe Diversified Incorporated Cell (IC) within the Momentum Mutual Fund. The historical performance of the Harmony Europe Diversified IC Class A fund is shown from 1 January 2009 until the inception date of the SICAV.

This financial promotion is issued by Momentum Global Investment Management Limited (MGIM). MGIM is the Investment Manager, Promoter and Distributer for the Momentum Global Funds SICAV. MGIM is registered in England and Wales No. 03733094. Registered Office: The Rex Building, 62 Queen Street, London EC4R 1EB. MGIM is authorised and regulated by the Financial Conduct Authority No. 232357.