

# Harmony US Dollar Growth Fund

## Fund details

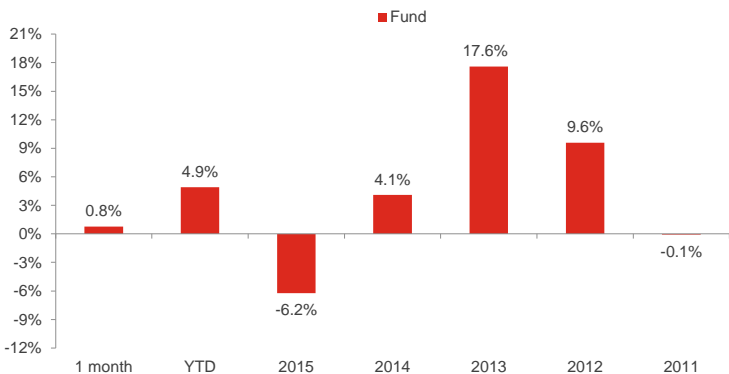
Investment manager: <b>Momentum Global Investment Management</b>	ISIN A Class: <b>LU0651986571</b>	Price per share A Class: <b>USD 1.2064</b>
Currency: <b>USD</b>	ISIN B Class: <b>LU0651986654</b>	Price per share B Class: <b>USD 1.1648</b>
Inception date (fund): <b>12 August 2011</b>	ISIN C Class: <b>LU0651986738</b>	Price per share C Class: <b>USD 1.3927</b>
Structure: <b>SICAV - Part 1 Luxembourg 2002 Law (UCITS)</b>	ISIN D Class: <b>LU0651986811</b>	Price per share D Class: <b>USD 1.2514</b>
Minimum investment: <b>Share classes A, B, C &amp; D: USD 7,500</b>	Subscriptions / redemptions: <b>daily</b>	Investment timeframe: <b>5 years +</b>

## Investment objective

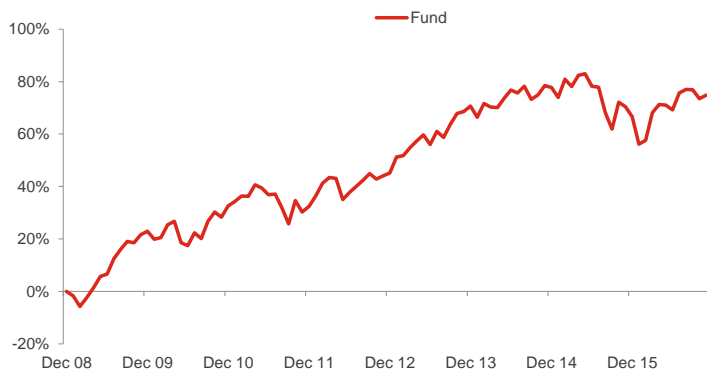
The portfolio will be biased to investments in the United States, but could also hold investments outside this country. The investment objective is to provide capital growth in US dollar terms but with a reduced level of volatility, via strategic exposures to a wide range of asset classes.

Please refer to the Prospectus for full details of the fund, its charges, the investment objective and investment policy.

## Fund performance



## Cumulative returns



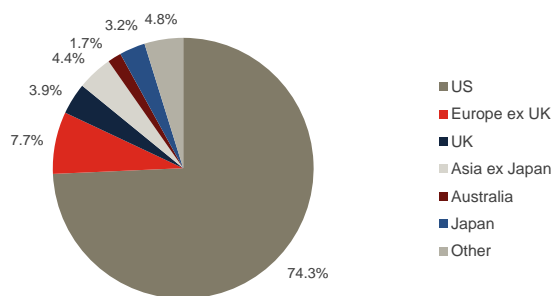
## Holdings

Holdings	Asset type	Weight
Artisan Global Value	Equity	11.5%
Vulcan Value Equity	Equity	8.6%
Wells Fargo US All Cap Growth	Equity	7.0%
Conventum Lyrical	Equity	6.6%
Yackman US Equity	Equity	6.1%
Cash	Cash	5.9%
Third Avenue Real Estate Value	Property	5.0%
Jennison Global Equity Opportunities	Equity	4.3%
American Century Concentrated Global Growth	Equity	4.0%
Morgan Stanley Global Brands	Equity	3.9%
ETFs Physical Gold	Commodities	3.2%
BlackRock US Corporate Bond Index	Fixed Income	3.0%
Dimensional Emerging Markets Value	Equity	2.9%
AXA US Short Duration High Yield	Fixed Income	2.8%
Granahan US Focused Growth	Equity	2.4%
Heptagon Kopernik Global All-Cap Equity	Equity	2.4%
First State Global Listed Infrastructure	Equity	2.2%
RWC Global Convertibles (USD hedged)	Fixed Income	2.2%
iShares JP Morgan Emerging Markets Bond	Fixed Income	2.1%
AXA US High Yield	Fixed Income	2.0%
RWC Asia Convertibles (USD hedged)	Fixed Income	1.9%
Schroder UK Recovery	Equity	1.7%
Goldman Sachs EFI Long Short Risk Premia Portfolio	Alternatives	1.6%
BlackRock Developed Real Estate	Property	1.6%
GSAM Global Strategic Macro Bond (USD hedged)	Alternatives	1.4%
FP Crux European Special Situations	Equity	1.3%
F&C Global Equity Market Neutral	Alternatives	1.3%
Westwood Strategic Global Convertibles (USD hedged)	Fixed Income	0.6%
iShares Gold Producers	Commodities	0.5%

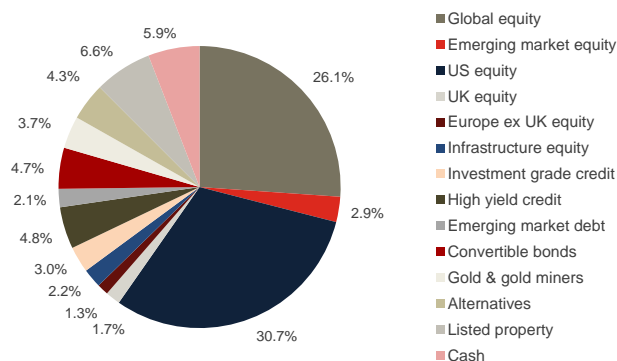
## Investment statistics (since 1 January 2009)

Current month return:	0.8%
Cumulative return:	74.8%
Annualised return:	7.3%
Annualised volatility:	9.8%

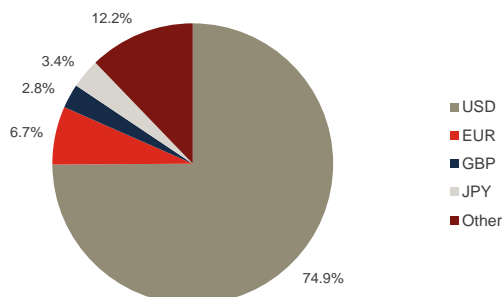
## Regional allocation



## Strategy allocation



## Currency allocation



## ■ Manager commentary

The Harmony US Dollar Growth fund rose 0.8% in November in US dollar terms net of fees and has gained 4.9% year to date. Although the US equity market delivered a strong gain of 3.6% over the month, a combination of US dollar strength and rising bond yields led to negative dollar returns for most other asset classes that the Fund is invested in. However, fund performance was supported by our asset allocation policy within fixed income and manager selection within US equities. The fixed income portion of the Fund is predominantly invested across various segments of the corporate bond markets. In all cases our selected holdings outperformed the -4.4% return of the global government bond index, even achieving positive returns in the case of our convertible and US high yield holdings, despite a challenging backdrop of steepening yield curves. The only fixed income holding outside of corporate bonds is in hard currency emerging market bonds, which returned -4.5% over the month, but the position size of approximately 2% meant that the negative impact was small. Meanwhile, the Fund's US equity holdings outperformed in aggregate driven by strong returns from the value orientated managers Lyrical and Vulcan, whose strategies returned 10.1% and 6.9% respectively, as well as Granahan's small-cap growth strategy, which returned 4.4%.

Three new holdings were added to the Fund during November: two liquid alternatives funds and a position in gold. We believe adding these liquid alternatives and gold holdings will enhance both the risk and return profiles of the Harmony funds.

We now have small positions across three liquid alternative funds, in order to benefit from a well-diversified blend of alternative strategies. The current allocation of 4.5% may increase from here if we identify other funds to invest in, but the overall sizing will depend on valuations in other asset classes and is unlikely to exceed 10%. Two of the strategies, managed by F&C and Goldman Sachs, focus on systematically harnessing style risk premia within equity markets. These are additional premia observed for taking on particular equity risk over and above what you would expect from the market as a whole and the idiosyncratic risk inherent within each individual stock. The third fund, managed by Goldman Sachs Asset Management (GSAM) is a macro orientated strategy which is diversified across several underlying sleeves with different return drivers including interest rates, emerging market debt, currencies and mortgages. The sleeves are managed by specialist teams and are combined according to a robust and disciplined investment and risk management process. All three of these funds are managed to provide a market neutral exposure, meaning returns have very little sensitivity to equity and credit markets.

We introduced a small position in physical gold bullion via an exchange traded security managed by ETF Securities. Units held in this security are fully backed by physical gold holdings. We do not forecast an expected return for the gold price in the same way that we do for other asset classes, in large part due to it not producing any form of yield, but history provides a very good guide as to how the gold price performs in different environments. In particular gold tends to deliver strong returns during periods of sharp equity market drawdowns and high inflation. Given the bulk of the funds will remain invested in equity markets, these characteristics of gold complement that exposure well and help to make the funds more robust and well balanced. Also, although the world has faced strong deflationary forces in recent years, a return to inflation should not be ruled out and gold has a proven ability to preserve purchasing power over the very long term.

Source: Bloomberg, Momentum Global Investment Management.

## ■ Important Information

The value of the underlying funds and the income generated from them can go down as well as up, and is not guaranteed. Investors may not get back the original amount invested. Past performance is not a guide to future performance. Performance is calculated on a total return basis, net of all fees.

This document does not provide all the facts needed to make an informed investment decision. Prior to investing, investors should read the Key Investor Information Document (KIID) and seek professional investment advice where appropriate.

Harmony Portfolios are sub-funds of the Momentum Global Funds SICAV, which is domiciled in Luxembourg and regulated by the Commission de Surveillance du Secteur Financier. The fund conforms to the requirements of the European UCITS Directive.

Prior to the fund's inception as a sub fund of the Momentum Global Funds SICAV on 12 August 2011, the fund was managed as the Harmony US Dollar Growth Incorporated Cell (IC) within the Momentum Mutual Fund. The historical performance of the Harmony US Dollar Growth IC is shown from 1 January 2009 until the inception date of the SICAV.

This financial promotion is issued by Momentum Global Investment Management Limited (MGIM). MGIM is the Investment Manager, Promoter and Distributer for the Momentum Global Funds SICAV. MGIM is registered in England and Wales No. 03733094. Registered Office: The Rex Building, 62 Queen Street, London EC4R 1EB. MGIM is authorised and regulated by the Financial Conduct Authority No. 232357.