

Harmony Sterling Balanced Fund (Class E)

month ended 28 February 2017

Fund details

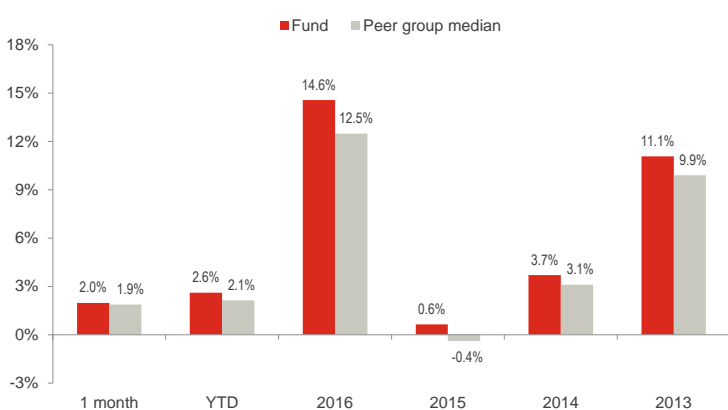
Investment manager: Momentum Global Investment Management	ISIN: LU0795380863	Price per share: GBP 1.3927
Currency: GBP	Investment timeframe: 3 years +	Momentum Global Funds AUM: USD 520.4 million
Inception date (class E): 06 August 2012	Subscriptions / redemptions: daily	Sterling Balanced Fund AUM: USD 113.9 million
Structure: SICAV - Part 1 Luxembourg 2002 Law (UCITS)	Minimum investment: USD 250,000 (GBP equivalent)	
Peer group source: Bloomberg¹	Website: harmonyportfolios.com	

Investment objective

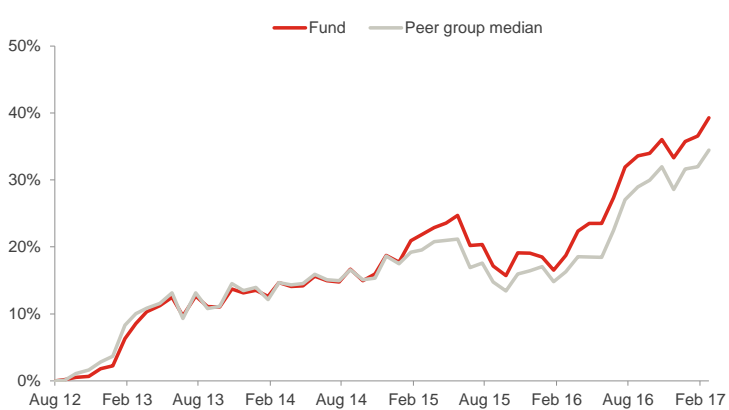
The portfolio will be biased to investments in the United Kingdom, but could also hold investments outside this country. The portfolio aims to provide a balance between capital preservation and capital growth in sterling with a reduced level of volatility, via strategic exposures to a wide range of asset classes.

Please refer to the Prospectus for full details of the fund, its charges, the investment objective and investment policy.

Fund performance



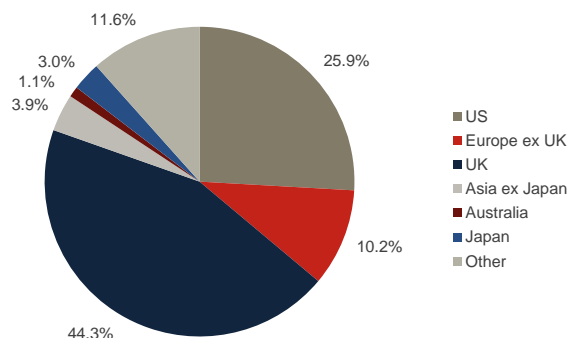
Cumulative returns (since inception, 06 August 2012)



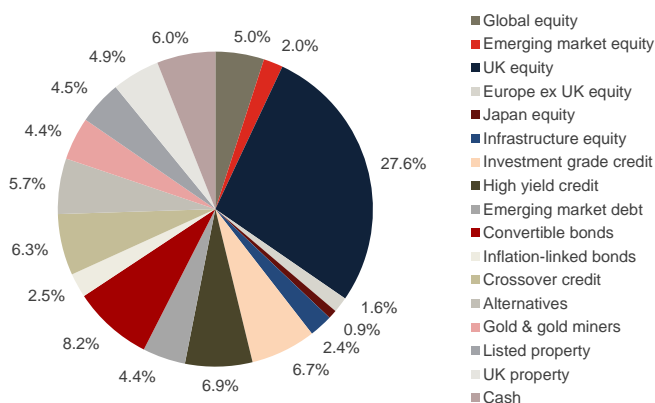
Investment statistics (since inception, 06 August 2012)

	Cumulative	Annualised
Current month return	2.0%	-
Year-to-date return	2.6%	-
1 year return	17.3%	-
3 year return	21.5%	6.7%
Since inception return	39.3%	7.5%
<hr/>		
Annualised volatility:	5.6%	

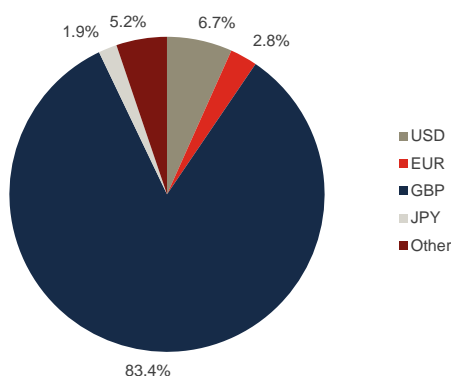
Regional allocation



Strategy allocation



Currency allocation



Sources: Momentum Global Investment Management, JP Morgan Bank (Luxembourg) S.A., Bloomberg.

¹ The peer group median return is a composite of (i) global peers and (ii) local peers, in the ratio 1:2. This weighting methodology is consistent with the "normal" asset allocation of the Fund, with a two-thirds bias towards "home" country assets and currencies.

■ Holdings

Holdings	Asset type	Weight
Schroder UK Recovery	Equity	8.8%
Evenlode Income	Equity	6.6%
CF Lindsell Train UK Equity	Equity	6.4%
Muzinich Enhanced Yield Short-Term (GBP hedged)	Fixed Income	6.3%
Cash	Cash	6.0%
RWC Income Opportunities (GBP hedged)	Equity	5.8%
AXA US Short Duration High Yield (GBP hedged)	Fixed Income	5.1%
BlackRock UK Corporate Bond Index	Fixed Income	4.8%
iShares JP Morgan Emerging Markets Bond	Fixed Income	4.4%
RWC Global Convertibles (GBP hedged)	Fixed Income	4.1%
Ediston Property Investment Co	Property	3.9%
ETFS Physical Gold	Commodities	3.8%
Third Avenue Real Estate Value	Property	3.7%
US TIPS	Fixed Income	2.5%
First State Global Listed Infrastructure	Equity	2.4%
RWC Asia Convertibles (GBP hedged)	Fixed Income	2.1%
Westwood Strategic Global Convertibles (GBP hedged)	Fixed Income	2.0%
Goldman Sachs EFI Long Short Risk Premia (GBP hedged)	Alternatives	2.0%
F&C Global Equity Market Neutral	Alternatives	1.9%
BlackRock US Corporate Bond Index	Fixed Income	1.9%
Heptagon Kopernik Global All-Cap Equity	Equity	1.8%
GSAM Global Strategic Macro Bond (GBP hedged)	Alternatives	1.8%
Muzinich EM Short Duration (GBP hedged)	Fixed Income	1.8%
FP Crux European Special Situations	Equity	1.6%
American Century Concentrated Global Growth	Equity	1.3%
Schroder Real Estate Investment Trust	Property	1.0%
Dimensional Emerging Markets Value	Equity	1.0%
Sands Capital Emerging Markets Growth	Equity	1.0%
Artisan Global Value	Equity	1.0%
Amundi ETF JPX-Nikkei 400 JPY	Equity	0.9%
Morgan Stanley Global Brands	Equity	0.9%
BlackRock Developed Real Estate	Property	0.8%
iShares Gold Producers	Commodities	0.6%

■ Manager commentary

Having decreased overall risk levels in January, by reducing equity holdings and adding a small position in inflation linked government bonds, the decision was taken to leave target allocations unchanged throughout February.

■ Important Information

The value of the underlying funds and the income generated from them can go down as well as up, and is not guaranteed. Investors may not get back the original amount invested. Past performance is not a guide to future performance. Performance is calculated on a total return basis, net of all fees.

This document does not provide all the facts needed to make an informed investment decision. Prior to investing, investors should read the Key Investor Information Document (KIID) and seek professional investment advice where appropriate.

Harmony Portfolios are sub-funds of the Momentum Global Funds SICAV, which is domiciled in Luxembourg and regulated by the Commission de Surveillance du Secteur Financier. The fund conforms to the requirements of the European UCITS Directive.

This financial promotion is issued by Momentum Global Investment Management Limited (MGIM). MGIM is the Investment Manager, Promoter and Distributer for the Momentum Global Funds SICAV. MGIM is registered in England and Wales No. 03733094. Registered Office: The Rex Building, 62 Queen Street, London EC4R 1EB. MGIM is authorised and regulated by the Financial Conduct Authority No. 232357.