

Harmony US Dollar Balanced Fund (Class E)

month ended 31 March 2017

Fund details

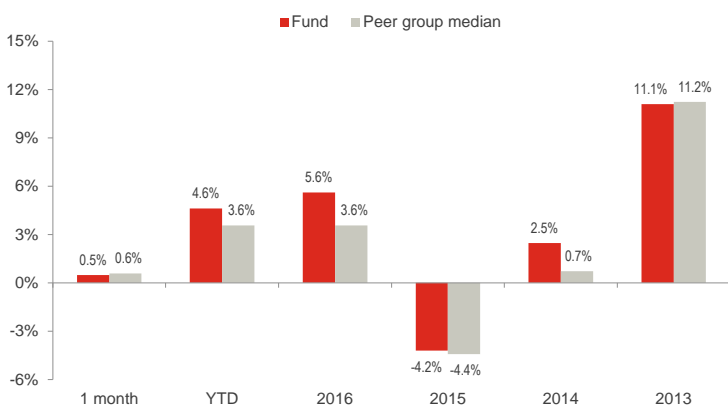
Investment manager: Momentum Global Investment Management	ISIN: LU0795381242	Price per share: USD 1.2314
Inception date (class E): 08 August 2012	Investment timeframe: 3 years +	Currency: USD
Structure: SICAV - Part 1 Luxembourg 2002 Law (UCITS)	Subscriptions / redemptions: daily	Minimum investment: USD 250,000
Peer group source: Bloomberg¹	Website: harmonyportfolios.com	

Investment objective

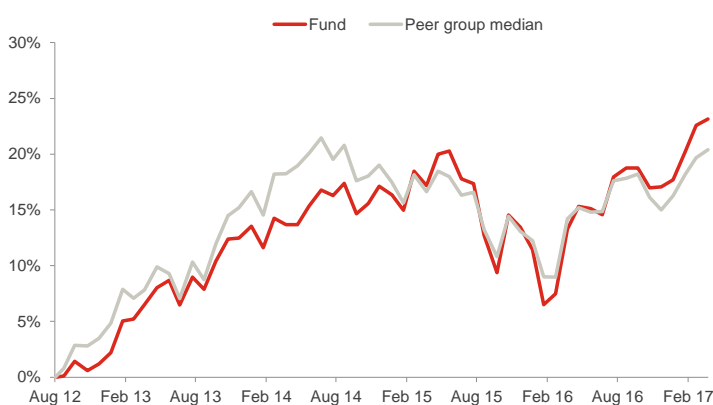
The portfolio will be biased to investments in the United States, but could also hold investments outside this country. The portfolio aims to provide a balance between capital preservation and capital growth in US dollars with a reduced level of volatility, via strategic exposures to a wide range of asset classes.

Please refer to the Prospectus for full details of the fund, its charges, the investment objective and investment policy.

Fund performance



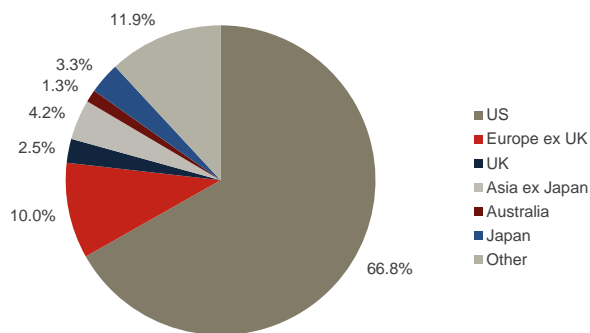
Cumulative returns (since inception, 08 August 2012)



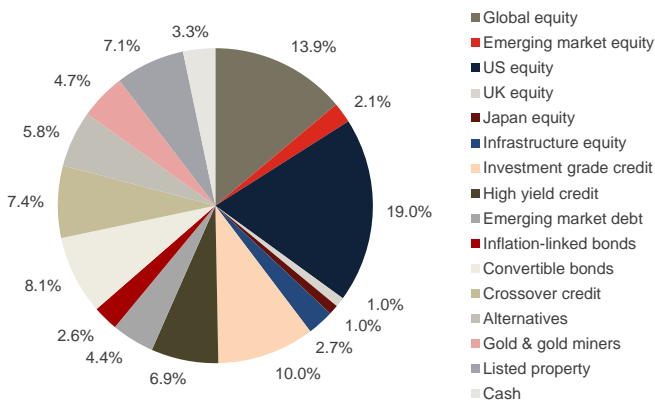
Investment statistics (since inception, 08 August 2012)

	Cumulative	Annualised
Current month return	0.5%	-
Year-to-date return	4.6%	-
1 year return	8.7%	-
3 year return	8.3%	2.7%
Since inception return	23.1%	4.6%
<hr/>		
Annualised volatility:	6.5%	

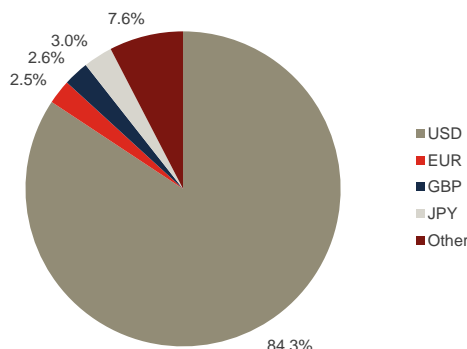
Regional allocation



Strategy allocation



Currency allocation



Sources: Momentum Global Investment Management, JP Morgan Bank (Luxembourg) S.A., Bloomberg.

¹ The peer group median return is a composite of (i) global peers and (ii) local peers, in the ratio 1:2. This weighting methodology is consistent with the "normal" asset allocation of the Fund, with a two-thirds bias towards "home" country assets and currencies.

■ Holdings

Holdings	Asset type	Weight
BlackRock US Corporate Bond Index	Fixed Income	10.0%
Muzinich Enhanced Yield Short-Term (USD hedged)	Fixed Income	7.4%
Artisan Global Value	Equity	6.6%
Third Avenue Real Estate Value	Property	6.2%
AXA US Short Duration High Yield	Fixed Income	5.1%
Vulcan Value Equity	Equity	4.6%
Yacktman US Equity	Equity	4.6%
Wells Fargo US All Cap Growth	Equity	4.5%
iShares JP Morgan Emerging Markets Bond	Fixed Income	4.4%
ETFS Physical Gold	Commodities	4.1%
Conventum Lyrical	Equity	4.0%
Westwood Strategic Global Convertibles (USD hedged)	Fixed Income	3.7%
Jennison Global Equity Opportunities	Equity	3.6%
Cash	Cash	3.3%
First State Global Listed Infrastructure	Equity	2.7%
US TIPS	Fixed Income	2.6%
RWC Asia Convertibles (USD hedged)	Fixed Income	2.3%
RWC Global Convertibles (USD hedged)	Fixed Income	2.1%
Goldman Sachs EFl Long Short Risk Premia Portfolio	Alternatives	2.0%
F&C Global Equity Market Neutral	Alternatives	1.9%
GSAM Global Strategic Macro Bond (USD hedged)	Alternatives	1.9%
Muzinich EM Short Duration (USD hedged)	Fixed Income	1.8%
Heptagon Kopernik Global All-Cap Equity	Equity	1.4%
Granahan US Focused Growth	Equity	1.3%
Sands Capital Emerging Markets Growth	Equity	1.1%
Dimensional Emerging Markets Value	Equity	1.0%
Morgan Stanley Global Brands	Equity	1.0%
Amundi ETF JPX-Nikkei 400 JPY	Equity	1.0%
Schroder UK Recovery	Equity	1.0%
BlackRock Developed Real Estate	Property	0.9%
Morgan Stanley UK Global Brands	Equity	0.8%
iShares Gold Producers	Commodities	0.6%
American Century Concentrated Global Growth	Equity	0.5%

■ Manager commentary

The decision was taken to leave target asset allocation unchanged in March, but one change was made to the underlying manager selection. Within the global equity allocation we redeemed from the American Century Global Concentrated Growth fund and used the proceeds to increase the holding in Jennison's Global Equity Opportunities fund. We were invested with American Century for over three years and continue to rate their capabilities very highly but believe the Jennison strategy has better return potential over the long term and better complements other holdings in the portfolio.

The Jennison Global Equity Opportunities fund is managed by Mark Baribeau who has invested with the same approach since 2004 and has been supported by several of the same experienced team members for many years. The team implement an aggressive growth investment approach, focusing on stocks that display high and accelerating earnings growth. The consistent style exposure their approach provides is typically complementary to more value orientated investment styles, with outperformance from aggressive growth and value styles usually being delivered in different market environments. At present top holdings include the likes of Amazon.com, Facebook and Mastercard.

■ Important Information

The value of the underlying funds and the income generated from them can go down as well as up, and is not guaranteed. Investors may not get back the original amount invested. Past performance is not a guide to future performance. Performance is calculated on a total return basis, net of all fees.

This document does not provide all the facts needed to make an informed investment decision. Prior to investing, investors should read the Key Investor Information Document (KIID) and seek professional investment advice where appropriate.

Harmony Portfolios are sub-funds of the Momentum Global Funds SICAV, which is domiciled in Luxembourg and regulated by the Commission de Surveillance du Secteur Financier. The fund conforms to the requirements of the European UCITS Directive.

This financial promotion is issued by Momentum Global Investment Management Limited (MGIM). MGIM is the Investment Manager, Promoter and Distributer for the Momentum Global Funds SICAV. MGIM is registered in England and Wales No. 03733094. Registered Office: The Rex Building, 62 Queen Street, London EC4R 1EB. MGIM is authorised and regulated by the Financial Conduct Authority No. 232357.