

Harmony US Dollar Growth Fund (Class E)

month ended 29 March 2018

Fund details

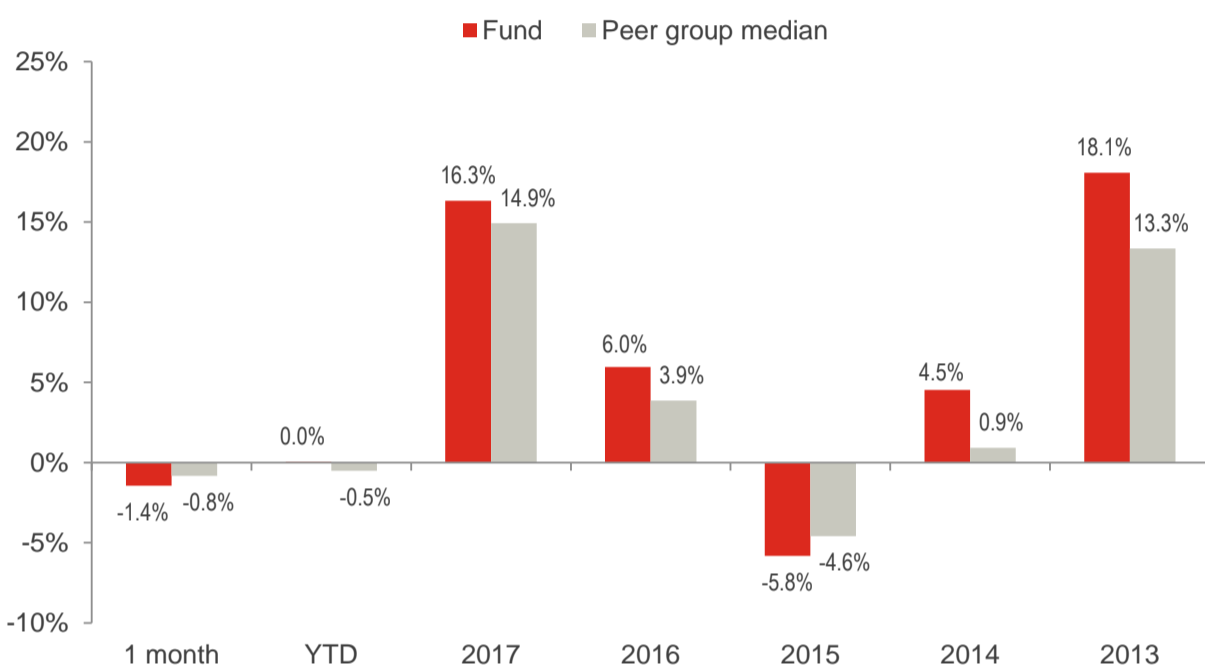
Investment manager: Momentum Global Investment Management	ISIN: LU0795381598	Price per share: USD 1.4678
Inception date (class E): 08 August 2012	Investment timeframe: 4 years +	Currency: USD
Structure: SICAV - Part 1 Luxembourg 2002 Law (UCITS)	Subscriptions / redemptions: daily	Minimum investment: USD 250,000
Peer group source: Bloomberg¹	Website: harmonyportfolios.com	

Investment objective

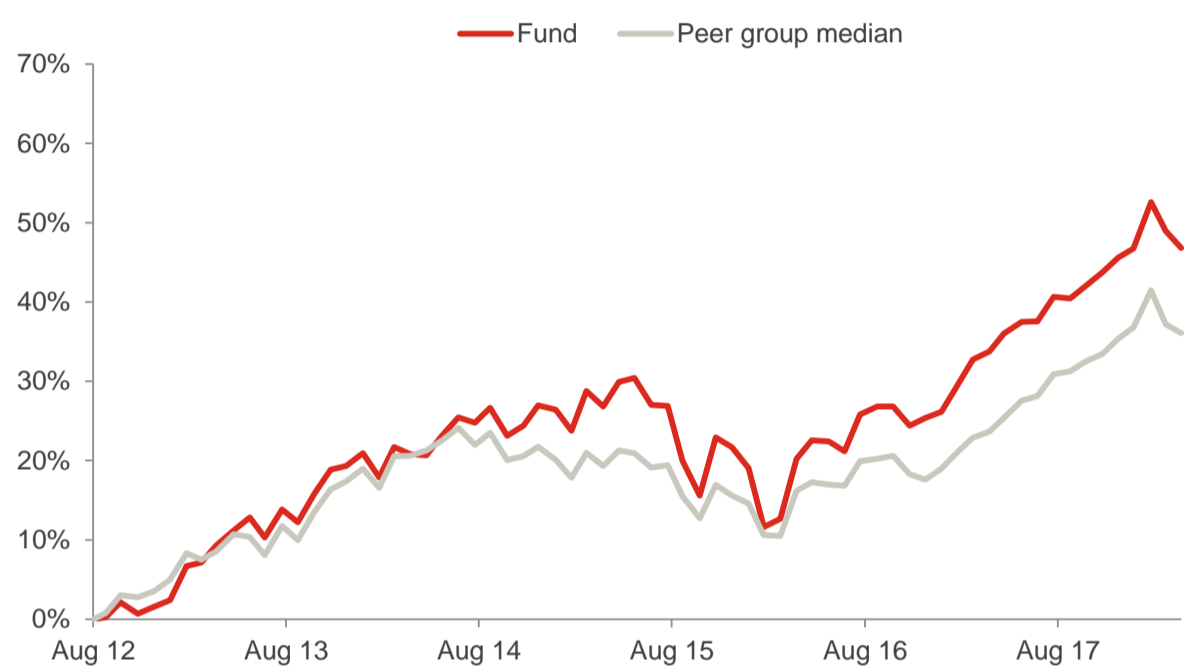
The portfolio will be biased to investments in the United States, but could also hold investments outside this country. The investment objective is to provide capital growth in US dollar terms but with a reduced level of volatility, via strategic exposures to a wide range of asset classes.

Please refer to the Prospectus for full details of the fund, its charges, the investment objective and investment policy.

Fund performance



Cumulative returns (since inception, 08 August 2012)



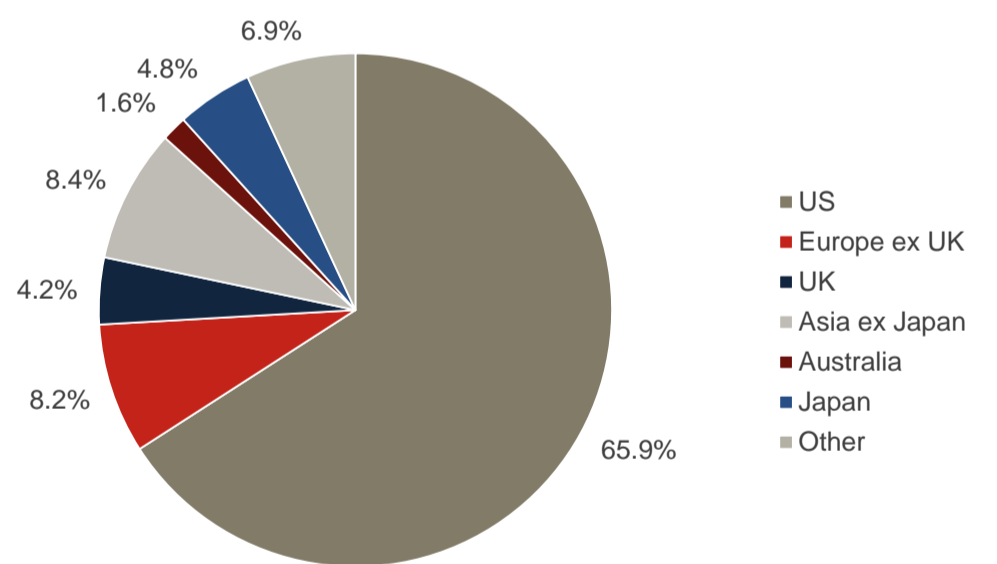
Investment statistics (since inception, 08 August 2012)

	Cumulative	Annualised
Current month return	-1.4%	-
Year-to-date return	0.0%	-
1 year return	9.8%	-
3 year return	15.8%	5.0%
5 year return	34.4%	6.1%
Since inception return	46.8%	7.0%

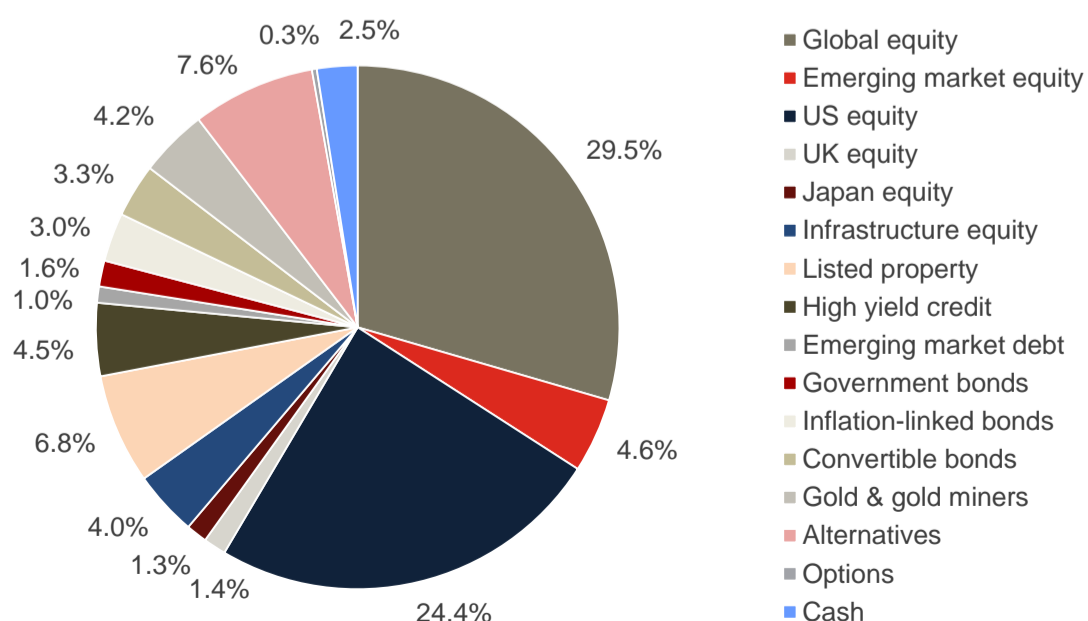
Annualised volatility: 8.2%

The value of the underlying funds and the income generated from them can go down as well as up, and is not guaranteed. Investors may not get back the original amount invested. The value of investments involving exposure to foreign currencies can be affected by currency exchange rate fluctuations. Past performance is not a guide to future performance.

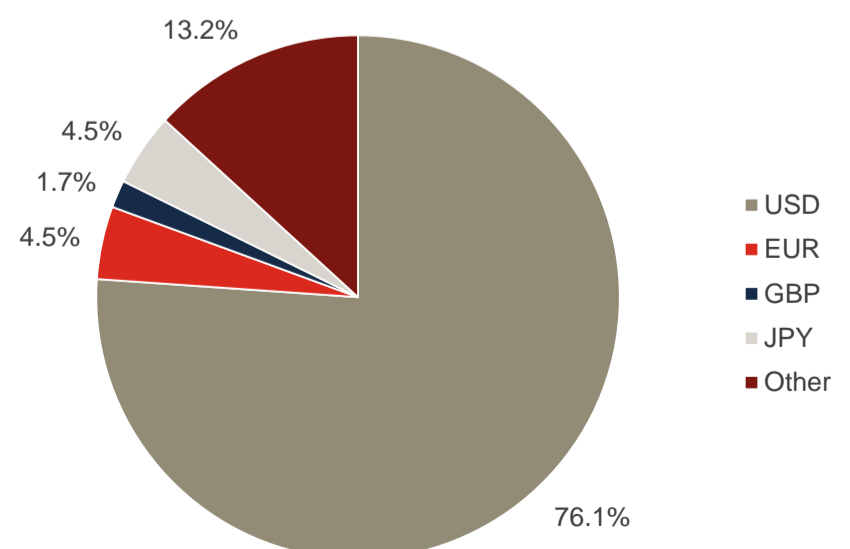
Regional allocation



Strategy allocation



Currency allocation



All data sourced from Momentum Global Investment Management, JP Morgan Bank (Luxembourg) S.A., Bloomberg. Allocations subject to change.

¹ The peer group median return is a composite of (i) global peers and (ii) local peers, in the ratio 1:2. This weighting methodology is consistent with the "normal" asset allocation of the Fund, with a two-thirds bias towards "home" country assets and currencies.

■ Holdings

Holdings	Asset type	Weight
Jennison Global Equity Opportunities	Equity	9.0%
Artisan Global Value	Equity	8.4%
Vulcan Value Equity	Equity	7.1%
Conventum Lyrical	Equity	6.1%
Contrarius Global Equity	Equity	5.7%
Third Avenue Real Estate Value	Property	5.6%
Yacktman US Equity	Equity	5.0%
Wells Fargo US All Cap Growth	Equity	4.2%
Maple-Brown Abbott Global Infrastructure	Infrastructure	4.0%
iShares Physical Gold ETC	Commodities	3.8%
Morgan Stanley Global Brands	Equity	3.1%
Dimensional Emerging Markets Value	Equity	3.0%
US TIPS	Fixed Income	3.0%
Cash	Cash	2.5%
Muzinich EM Short Duration (USD hedged)	Fixed Income	2.5%
Heptagon Kopernik Global All-Cap Equity	Equity	2.1%
Granahan US Focused Growth	Equity	2.0%
AXA US Short Duration High Yield	Fixed Income	2.0%
F&C Global Equity Market Neutral	Alternatives	1.7%
Sands Capital Emerging Markets Growth	Equity	1.6%
US Treasury Bond	Fixed Income	1.6%
RWC Asia Convertibles (USD hedged)	Fixed Income	1.5%
GSAM Global Strategic Macro Bond (USD hedged)	Alternatives	1.5%
Allianz Structured Return	Alternatives	1.5%
Neuberger Berman Uncorrelated Strategies	Alternatives	1.5%
Aberdeen Alternative Risk Premia Enhanced	Alternatives	1.4%
Schroder UK Recovery	Equity	1.4%
Amundi ETF JPX-Nikkei 400	Equity	1.3%
iShares Developed Real Estate Index	Property	1.2%
Morgan Stanley UK Global Brands	Equity	1.2%
iShares JPMorgan \$ Emerging Markets Bond ETF	Fixed Income	1.0%
Chinook Global Convertible Bond	Fixed Income	0.9%
Westwood Strategic Global Convertibles (USD hedged)	Fixed Income	0.9%
iShares Gold Producers ETF	Equity	0.4%
S&P 500 Options	Options	0.3%

Source: Bloomberg, Momentum Global Investment Management.

■ Manager commentary

The decision was taken to leave asset allocation and manager selection unchanged in March.

■ Important Information

The value of the underlying funds and the income generated from them can go down as well as up, and is not guaranteed. Investors may not get back the original amount invested. Past performance is not a guide to future performance. Performance is calculated on a total return basis, net of all fees.

This document does not provide all the facts needed to make an informed investment decision. Prior to investing, investors should read the Key Investor Information Document (KIID) and seek professional investment advice where appropriate.

Harmony Portfolios are sub-funds of the Momentum Global Funds SICAV, which is domiciled in Luxembourg and regulated by the Commission de Surveillance du Secteur Financier. The fund conforms to the requirements of the European UCITS Directive.

This financial promotion is issued by Momentum Global Investment Management Limited (MGIM). MGIM is the Investment Manager, Promoter and Distributer for the Momentum Global Funds SICAV. MGIM is registered in England and Wales No. 03733094. Registered Office: The Rex Building, 62 Queen Street, London EC4R 1EB. MGIM is authorised and regulated by the Financial Conduct Authority No. 232357.