

# Harmony Australian Dollar Growth Fund (Class E)

month ended 30 April 2018

## Fund details

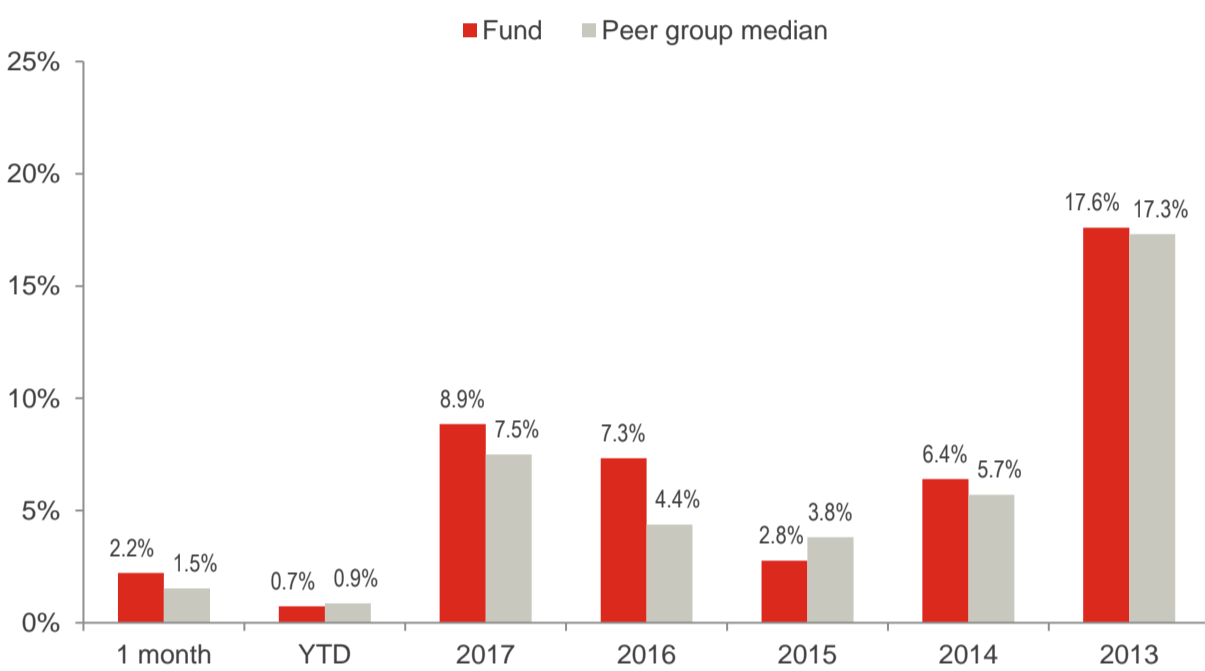
Investment manager: <b>Momentum Global Investment Management</b>	ISIN: <b>LU0795380608</b>	Price per share: <b>AUD 1.6155</b>
Inception date (class E): <b>06 August 2012</b>	Investment timeframe: <b>4 years +</b>	Currency: <b>AUD</b>
Structure: <b>SICAV - Part 1 Luxembourg 2002 Law (UCITS)</b>	Subscriptions / redemptions: <b>daily</b>	Minimum investment: <b>USD 250,000 (AUD equivalent)</b>
Peer group source: <b>Bloomberg<sup>1</sup></b>	Website: <b>harmonyportfolios.com</b>	

## Investment objective

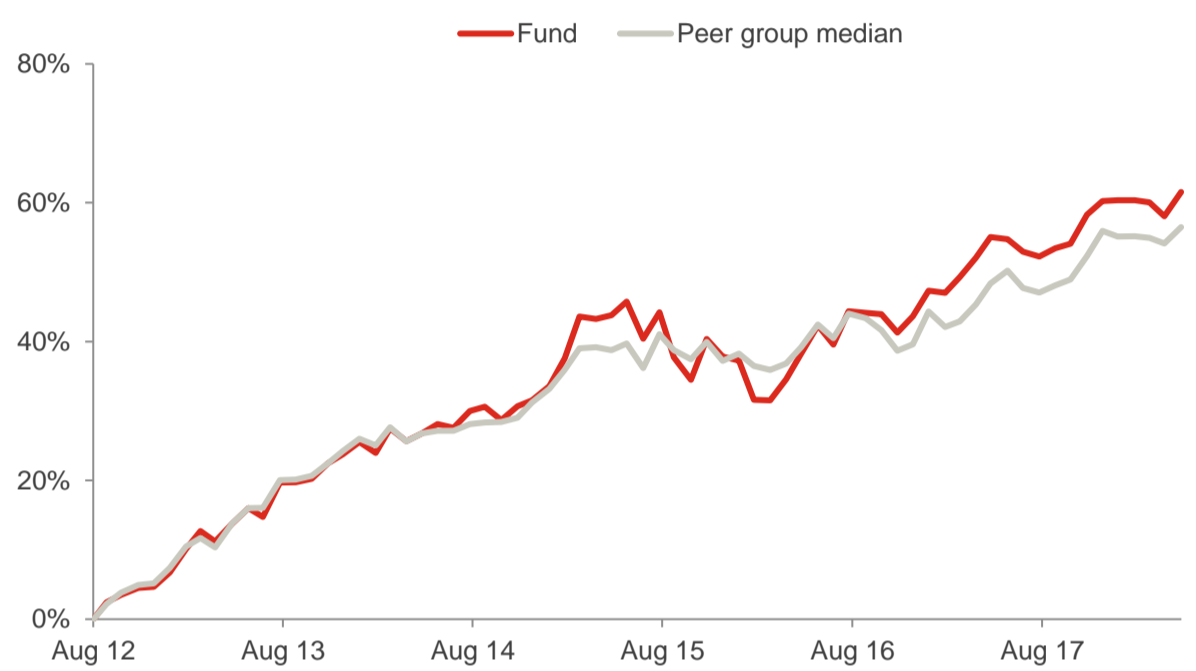
The portfolio will be biased to investments in Australia, but could also hold investments outside this country. The portfolio aims to provide capital growth in Australian dollars but with a reduced level of volatility, via strategic exposures to a wide range of asset classes.

Please refer to the Prospectus for full details of the fund, its charges, the investment objective and investment policy.

## Fund performance



## Cumulative returns (since inception, 06 August 2012)



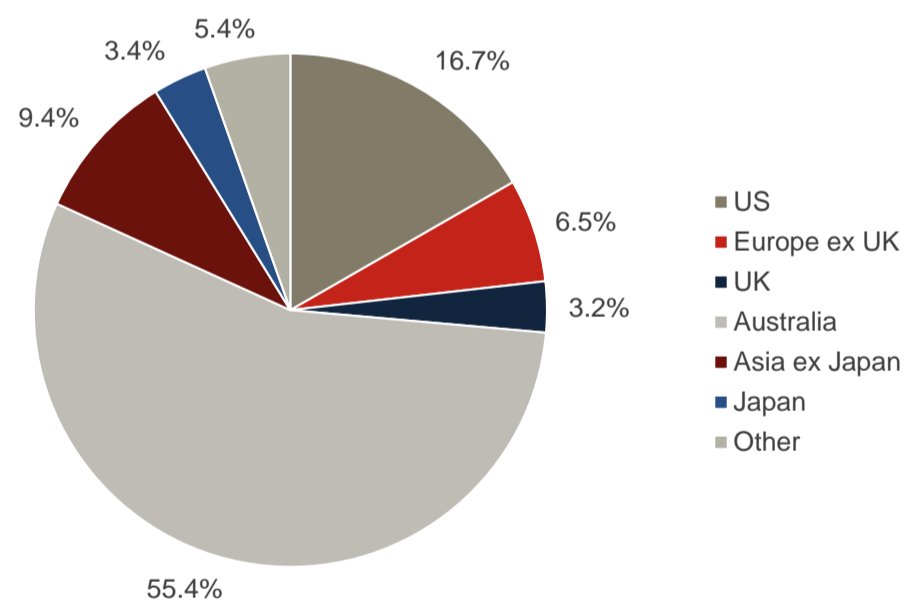
## Investment statistics (since inception, 06 August 2012)

	Cumulative	Annualised
Current month return	2.2%	-
Year-to-date return	0.7%	-
1 year return	4.2%	-
3 year return	12.3%	4.0%
5 year return	42.0%	7.3%
Since inception return	61.5%	8.7%

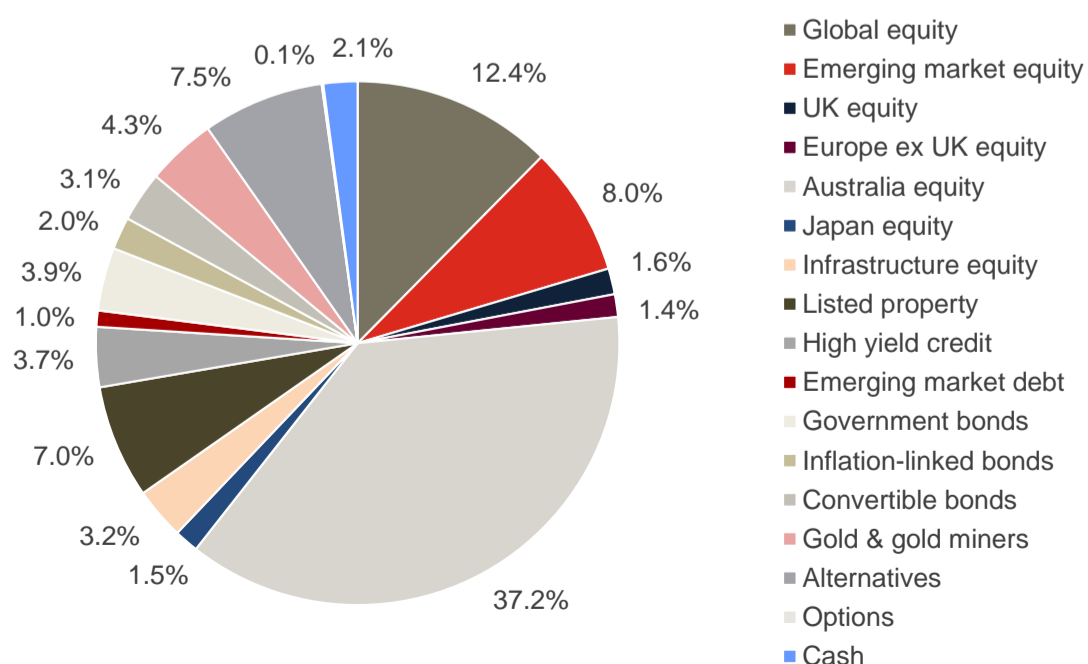
Annualised volatility: 6.6%

The value of the underlying funds and the income generated from them can go down as well as up, and is not guaranteed. Investors may not get back the original amount invested. The value of investments involving exposure to foreign currencies can be affected by currency exchange rate fluctuations. Past performance is not a guide to future performance.

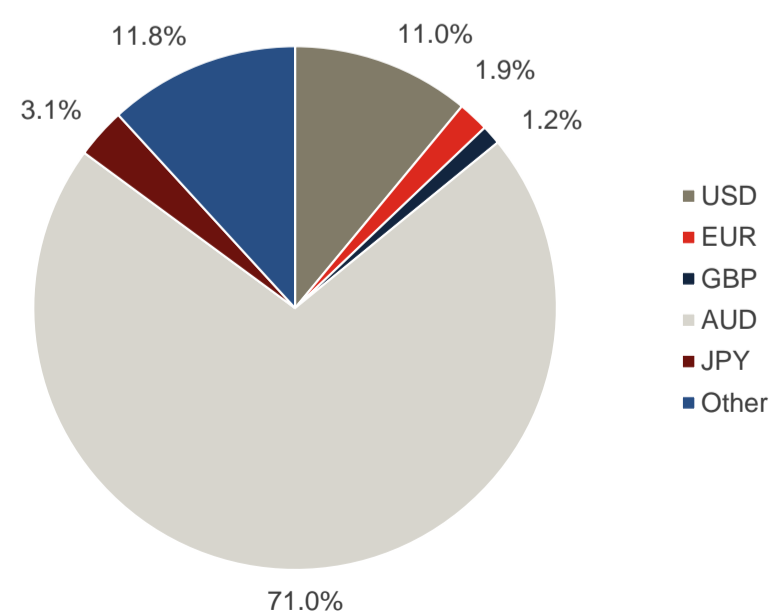
## Regional allocation



## Strategy allocation



## Currency allocation



All data sourced from Momentum Global Investment Management, JP Morgan Bank (Luxembourg) S.A., Bloomberg. Allocations subject to change.

<sup>1</sup> The peer group median return is a composite of (i) global peers and (ii) local peers, in the ratio 1:2. This weighting methodology is consistent with the "normal" asset allocation of the Fund, with a two-thirds bias towards "home" country assets and currencies.

## ■ Holdings

Holdings	Asset type	Weight
Aberdeen Australasian Equity	Equity	18.7%
iShares MSCI Australia	Equity	18.5%
Third Avenue Real Estate Value	Property	5.0%
Jennison Global Equity Opportunities	Equity	4.0%
UBS Lux Bond	Fixed Income	3.9%
iShares Physical Gold ETC	Commodities	3.8%
Maple-Brown Abbott Global Infrastructure	Infrastructure	3.2%
Morgan Stanley Global Brands	Equity	2.7%
Prusik Asian Equity Income	Equity	2.6%
Dimensional Emerging Markets Value	Equity	2.5%
Artisan Global Value	Equity	2.3%
Cash	Cash	2.1%
US TIPS	Fixed Income	2.0%
AXA US Short Duration High Yield	Fixed Income	2.0%
iShares Developed Real Estate Index	Property	2.0%
Heptagon Kopernik Global All-Cap Equity	Equity	1.7%
Maple-Brown Abbott Asia ex-Japan	Equity	1.7%
Muzinich EM Short Duration (USD hedged)	Fixed Income	1.7%
Contrarius Global Equity	Equity	1.7%
GSAM Global Strategic Macro Bond (USD hedged)	Alternatives	1.6%
Schroder UK Recovery	Equity	1.6%
Allianz Structured Return	Alternatives	1.5%
Neuberger Berman Uncorrelated Strategies	Alternatives	1.5%
Amundi ETF JPX-Nikkei 400	Equity	1.5%
Aberdeen Alternative Risk Premia Enhanced	Alternatives	1.5%
Chinook Global Convertible Bond	Fixed Income	1.4%
F&C Global Equity Market Neutral	Alternatives	1.4%
FP Crux European Special Situations	Equity	1.4%
Sands Capital Emerging Markets Growth	Equity	1.2%
RWC Asia Convertibles (USD hedged)	Fixed Income	1.0%
iShares JPMorgan \$ Emerging Markets Bond ETF	Fixed Income	1.0%
Westwood Strategic Global Convertibles (USD hedged)	Fixed Income	0.7%
iShares Gold Producers ETF	Equity	0.5%
S&P 500 Options	Options	0.1%

Source: Bloomberg, Momentum Global Investment Management.

## ■ Manager commentary

We decided to leave asset allocation and manager selection unchanged in April. Our remaining put option positions on the S&P 500 were rolled forward, selling in-the-money options that were due to expire at the end of May and using the proceeds to buy at-the-money options expiring in June and September.

## ■ Important Information

The value of the underlying funds and the income generated from them can go down as well as up, and is not guaranteed. Investors may not get back the original amount invested. Past performance is not a guide to future performance. Performance is calculated on a total return basis, net of all fees.

This document does not provide all the facts needed to make an informed investment decision. Prior to investing, investors should read the Key Investor Information Document (KIID) and seek professional investment advice where appropriate.

Harmony Portfolios are sub-funds of the Momentum Global Funds SICAV, which is domiciled in Luxembourg and regulated by the Commission de Surveillance du Secteur Financier. The fund conforms to the requirements of the European UCITS Directive.

This financial promotion is issued by Momentum Global Investment Management Limited (MGIM). MGIM is the Investment Manager, Promoter and Distributer for the Momentum Global Funds SICAV. MGIM is registered in England and Wales No. 03733094. Registered Office: The Rex Building, 62 Queen Street, London EC4R 1EB. MGIM is authorised and regulated by the Financial Conduct Authority No. 232357.