

Harmony Asian Balanced Fund

month ended 31 May 2018

Fund details

Investment manager: Momentum Global Investment Management	ISIN A Class: LU0651983552	Price per share A Class: USD 1.1042
Currency: USD	ISIN B Class*: LU0651983636	Price per share B Class*: USD 1.1672
Inception date (fund): 12 August 2011	ISIN C Class*: LU0651983719	Price per share C Class*: USD 1.1958
Structure: SICAV - Part 1 Luxembourg 2002 Law (UCITS)	ISIN D Class*: LU0651983800	Price per share D Class*: USD 1.1465
Minimum investment: Share classes A, B, C & D: USD 7,500	Subscriptions / redemptions: daily	Momentum Global Funds AUM: USD 690.8 million
Investment timeframe: 3 years +	Website: harmonyportfolios.com	Asian Balanced Fund AUM: USD 14.1 million

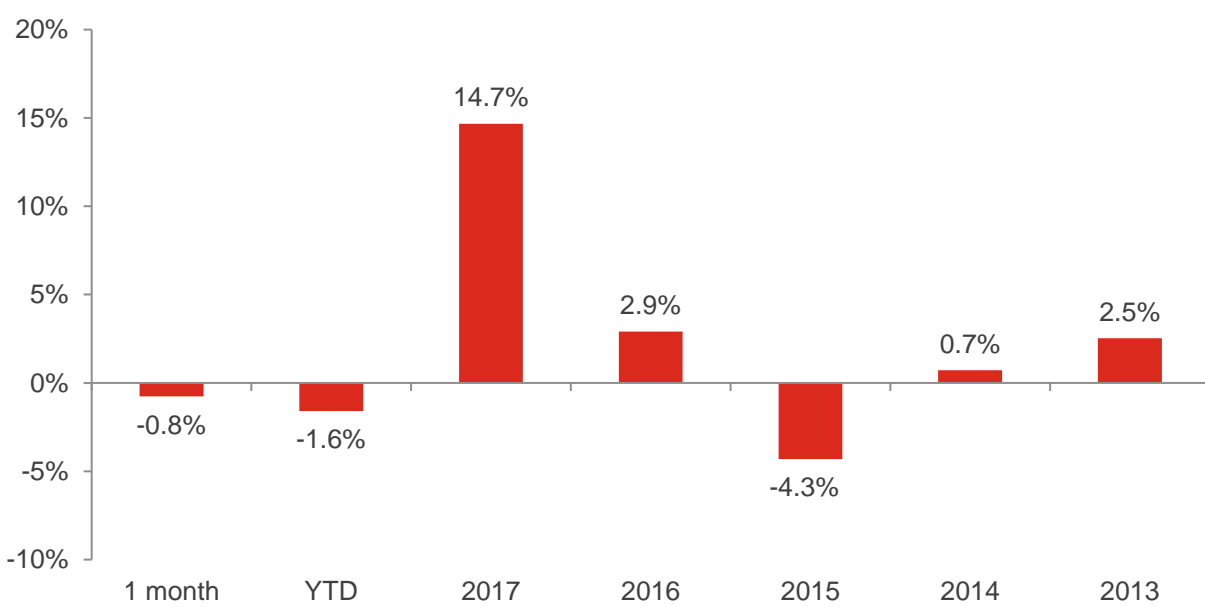
* share class not available for sale in Hong Kong

Investment objective

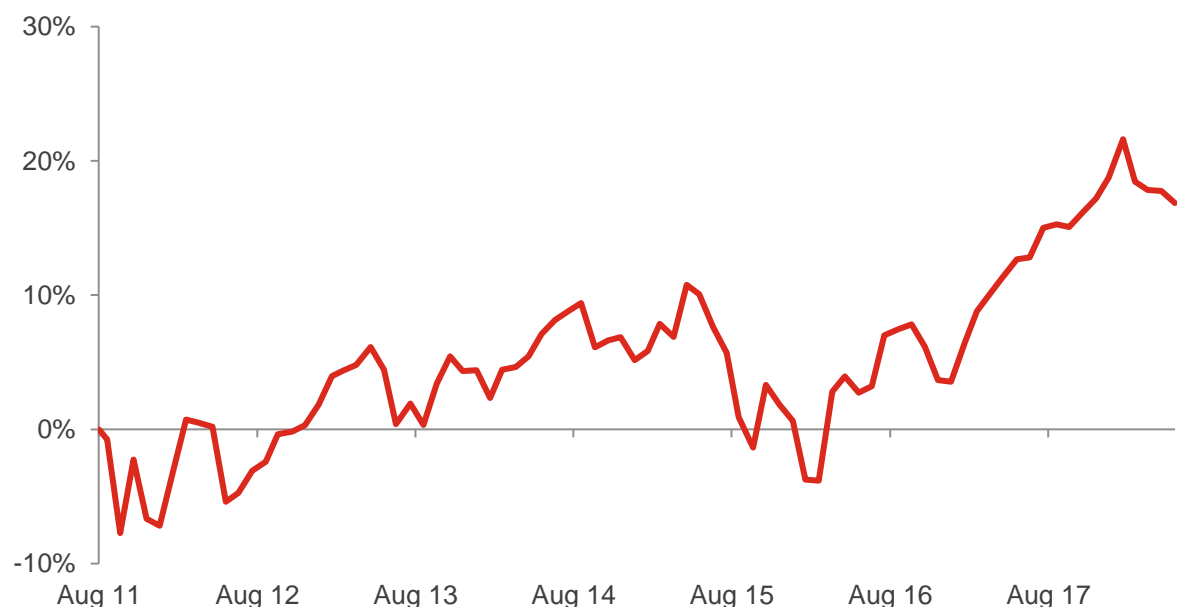
The portfolio will be biased to investments in markets of developed Asian and emerging Asian countries, but could also hold investments outside these countries. The portfolio aims to provide a balance between capital preservation and capital growth with a reduced level of volatility, via strategic exposures to a wide range of asset classes.

Please refer to the Prospectus for full details of the fund, its charges, the investment objective and investment policy.

Fund performance



Cumulative returns (since inception, 12 August 2011)



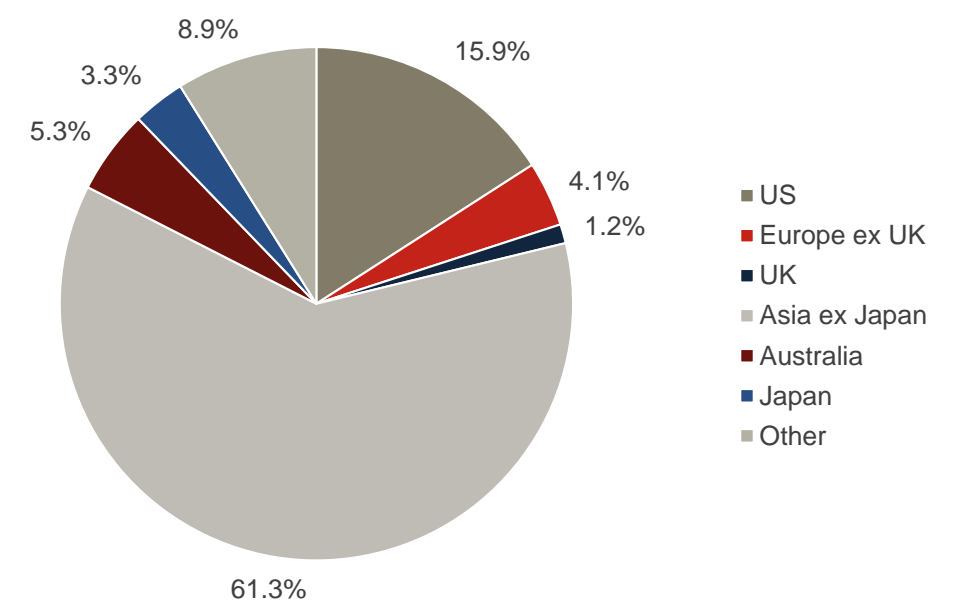
Investment statistics (since inception, 12 August 2011)

	Cumulative	Annualised
Current month return	-0.8%	-
Year-to-date return	-1.6%	-
1 year return	3.7%	-
3 year return	6.2%	2.0%
5 year return	11.9%	2.3%
Since inception return	16.9%	2.3%

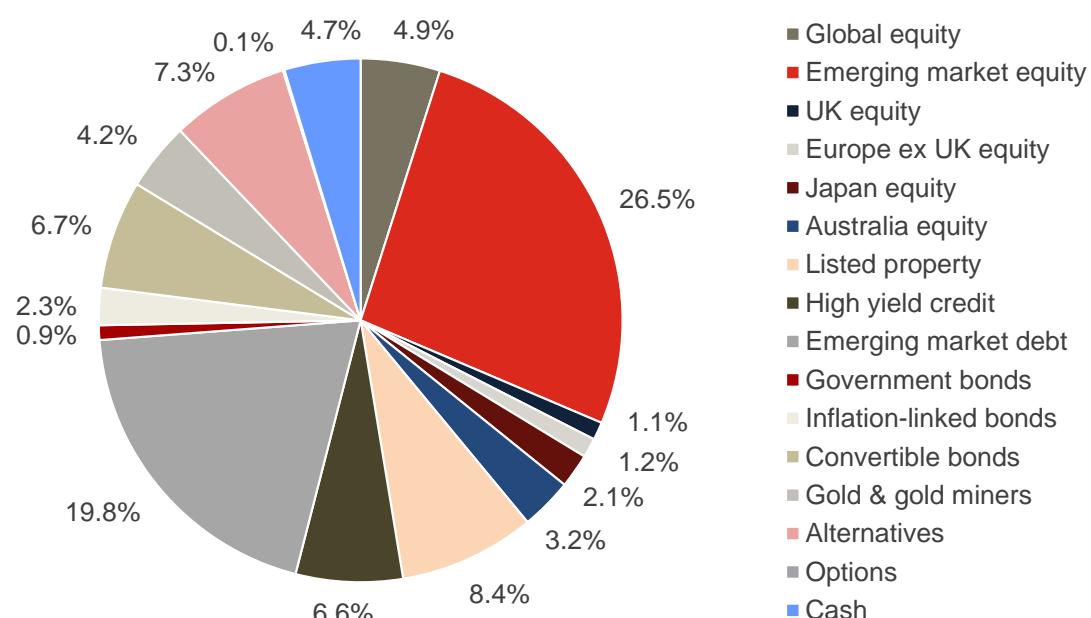
Annualised volatility: 8.2%

The value of the underlying funds and the income generated from them can go down as well as up, and is not guaranteed. Investors may not get back the original amount invested. The value of investments involving exposure to foreign currencies can be affected by currency exchange rate fluctuations. Past performance is not a guide to future performance.

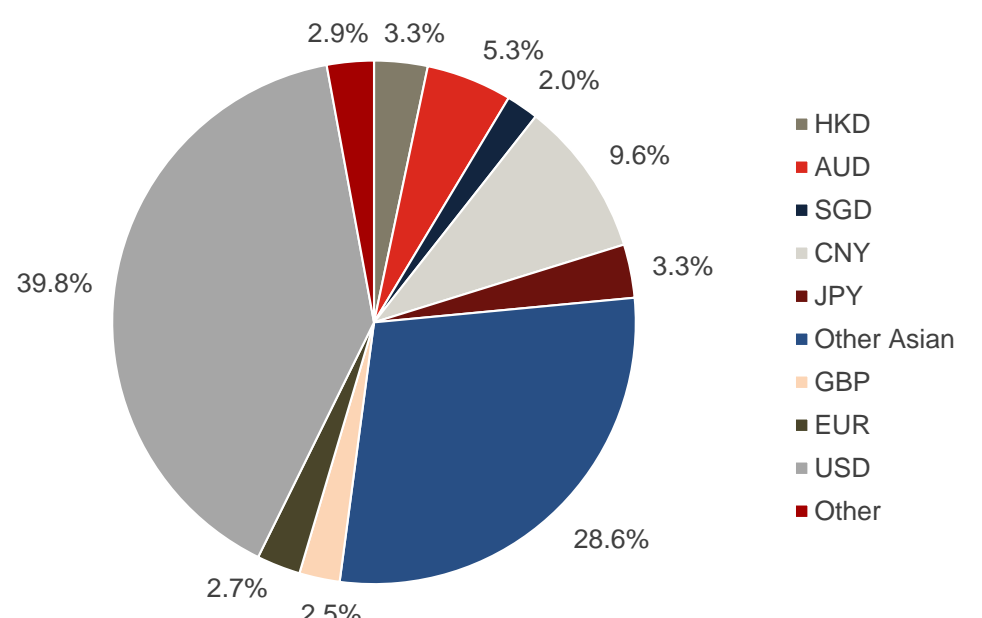
Regional allocation



Strategy allocation



Currency allocation



■ Holdings

Holdings	Asset type	Weight
Fullerton Asian Currency Bonds	Fixed Income	17.5%
Prusik Asian Equity Income	Equity	7.4%
Third Avenue Real Estate Value	Property	6.7%
RWC Asia Convertibles (USD hedged)	Fixed Income	6.7%
Cadence Strategic Asia	Equity	6.4%
Maple-Brown Abbott Asia ex-Japan	Equity	5.5%
Cash	Cash	4.7%
Muzinich EM Short Duration (USD hedged)	Fixed Income	4.6%
Sands Capital Emerging Markets Growth	Equity	4.3%
iShares Physical Gold ETC	Commodities	3.7%
Aberdeen Australasian Equity	Equity	3.2%
Pacific Assets Trust	Equity	2.9%
US TIPS	Fixed Income	2.3%
iShares JPMorgan \$ Emerging Markets Bond ETF	Fixed Income	2.3%
Polar Capital Japan	Equity	2.1%
AXA US Short Duration High Yield	Fixed Income	2.0%
iShares Developed Real Estate Index	Property	1.7%
GSAM Global Strategic Macro Bond (USD hedged)	Alternatives	1.6%
F&C Global Equity Market Neutral	Alternatives	1.6%
Neuberger Berman Uncorrelated Strategies	Alternatives	1.4%
Allianz Structured Return	Alternatives	1.4%
Aberdeen Alternative Risk Premia Enhanced	Alternatives	1.3%
Heptagon Kopernik Global All-Cap Equity	Equity	1.3%
FP Crux European Special Situations	Equity	1.2%
Schroder UK Recovery	Equity	1.1%
Morgan Stanley Global Brands	Equity	1.0%
Artisan Global Value	Equity	1.0%
Contrarius Global Equity	Equity	0.9%
US Treasury Bond	Fixed Income	0.9%
Jennison Global Equity Opportunities	Equity	0.7%
iShares Gold Producers ETF	Equity	0.5%
S&P 500 Options	Options	0.1%

Source: Bloomberg, Momentum Global Investment Management.

■ Manager commentary

The decision was taken to leave asset allocation and manager selection unchanged in May. At the time of writing we are implementing some adjustments within the fixed income component of the Fund, to reduce holdings in corporate credit in favour of increased exposure to US Treasuries where yields have risen substantially this year. These changes will be detailed in full in next month's commentary.

■ Important Information

The value of the underlying funds and the income generated from them can go down as well as up, and is not guaranteed. Investors may not get back the original amount invested. Past performance is not a guide to future performance. Performance is calculated on a total return basis, net of all fees.

The fund is not managed with reference to a benchmark, but its performance may be measured against one.

This document does not provide all the facts needed to make an informed investment decision. Prior to investing, investors should read the Key Investor Information Document (KIID) and seek professional investment advice where appropriate.

Harmony Portfolios are sub-funds of the Momentum Global Funds SICAV, which is domiciled in Luxembourg and regulated by the Commission de Surveillance du Secteur Financier. The fund conforms to the requirements of the European UCITS Directive.

Prior to the fund's inception as a sub fund of the Momentum Global Funds SICAV on 12 August 2011, the fund was managed as the Harmony Asian Balanced Incorporated Cell (IC) within the Momentum Mutual Fund.

This financial promotion is issued by Momentum Global Investment Management Limited (MGIM). MGIM is the Investment Manager, Promoter and Distributer for the Momentum Global Funds SICAV. MGIM is registered in England and Wales No. 03733094. Registered Office: The Rex Building, 62 Queen Street, London EC4R 1EB. MGIM is authorised and regulated by the Financial Conduct Authority No. 232357.