

# Harmony Asian Growth Fund (Class E)

month ended 31 May 2018

## Fund details

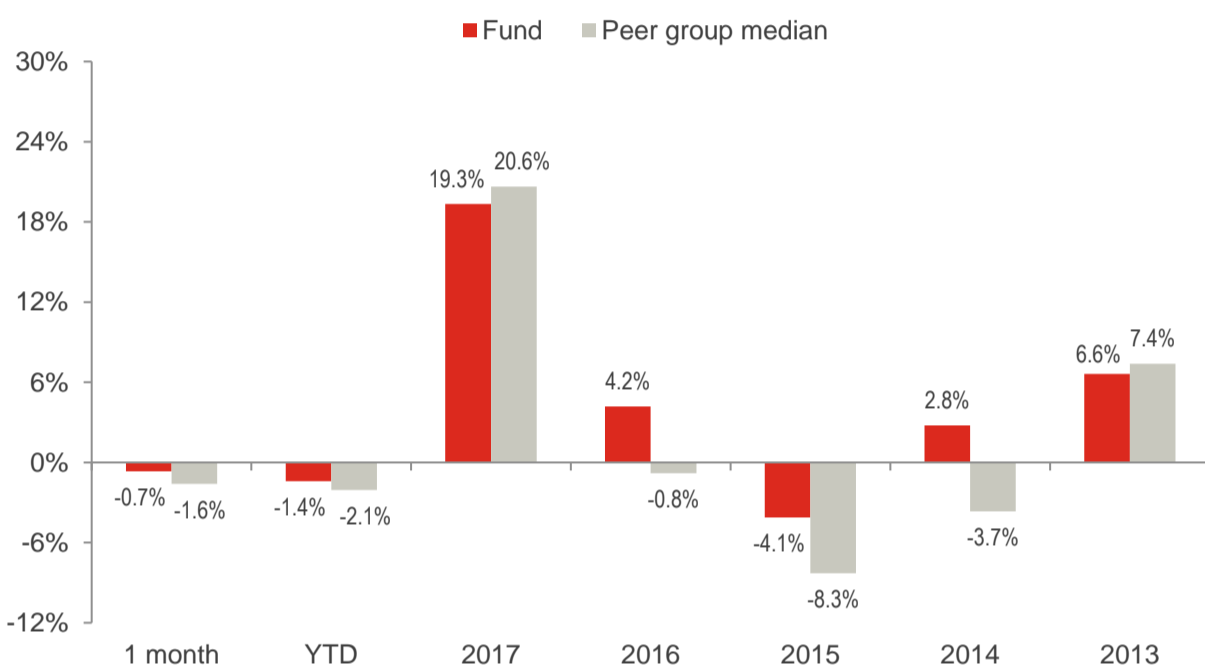
Investment manager: <b>Momentum Global Investment Management</b>	ISIN: <b>LU0795380517</b>	Price per share: <b>USD 1.3879</b>
Inception date (class E): <b>03 August 2012</b>	Investment timeframe: <b>5 years +</b>	Currency: <b>USD</b>
Structure: <b>SICAV - Part 1 Luxembourg 2002 Law (UCITS)</b>	Subscriptions / redemptions: <b>daily</b>	Minimum investment: <b>USD 250,000</b>
Peer group source: <b>Bloomberg<sup>1</sup></b>	Website: <b>harmonyportfolios.com</b>	

## Investment objective

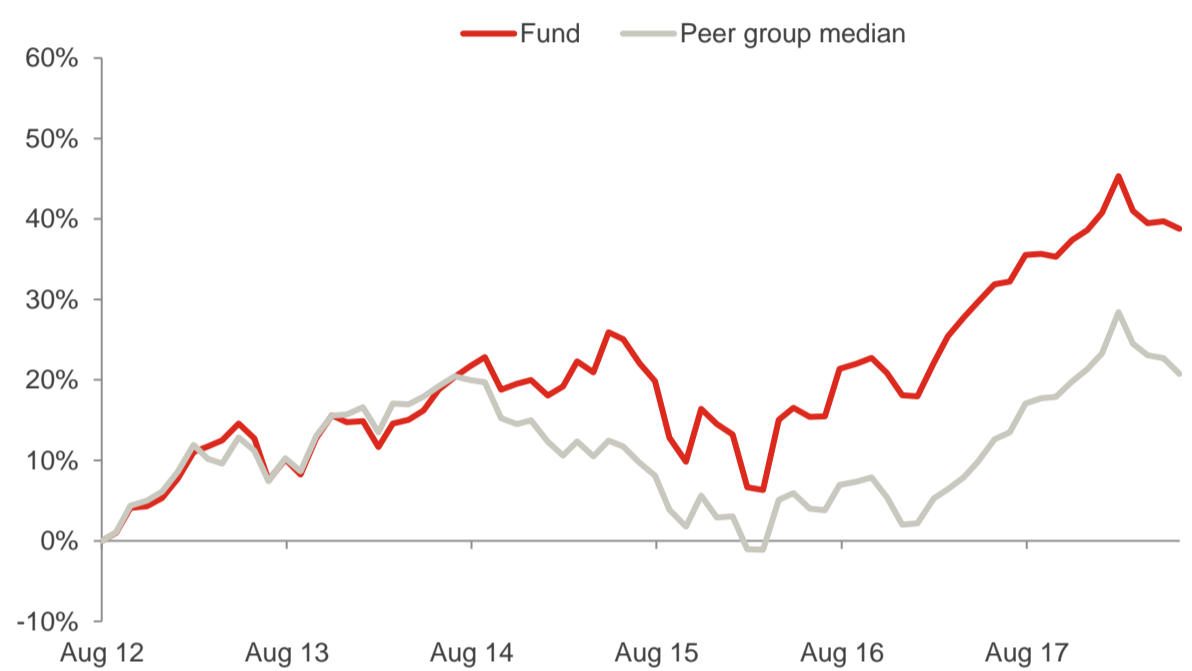
The portfolio will be biased to investments in markets of developed Asian and emerging Asian countries, but could also hold investments outside these countries. The portfolio aims to provide capital growth but with a reduced level of volatility, via strategic exposures to a wide range of asset classes.

Please refer to the Prospectus for full details of the fund, its charges, the investment objective and investment policy.

## Fund performance



## Cumulative returns (since inception, 03 August 2012)



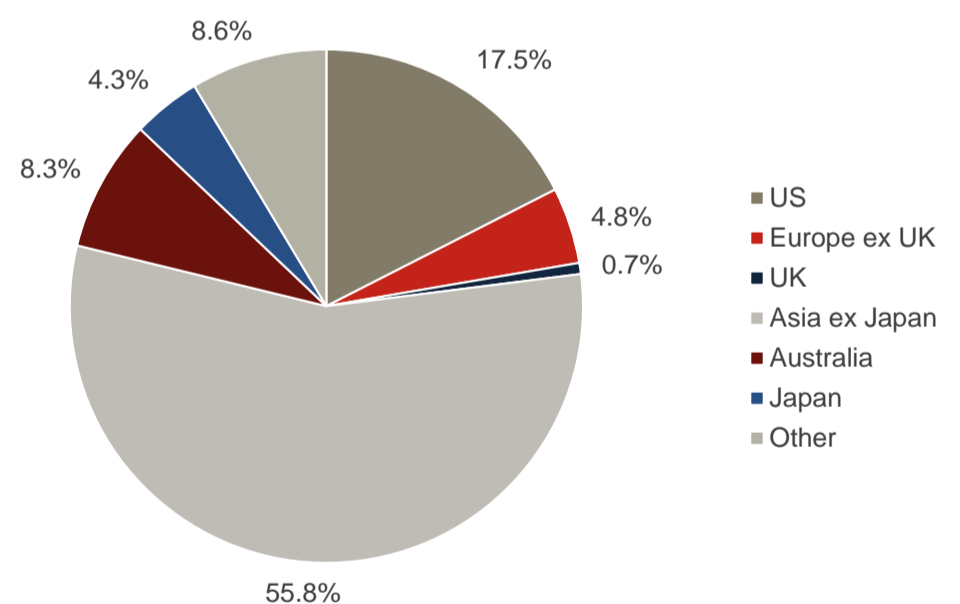
## Investment statistics (since inception, 03 August 2012)

	Cumulative	Annualised
Current month return	-0.7%	-
Year-to-date return	-1.4%	-
1 year return	5.2%	-
3 year return	11.0%	3.5%
5 year return	23.1%	4.2%
Since inception return	38.8%	5.8%

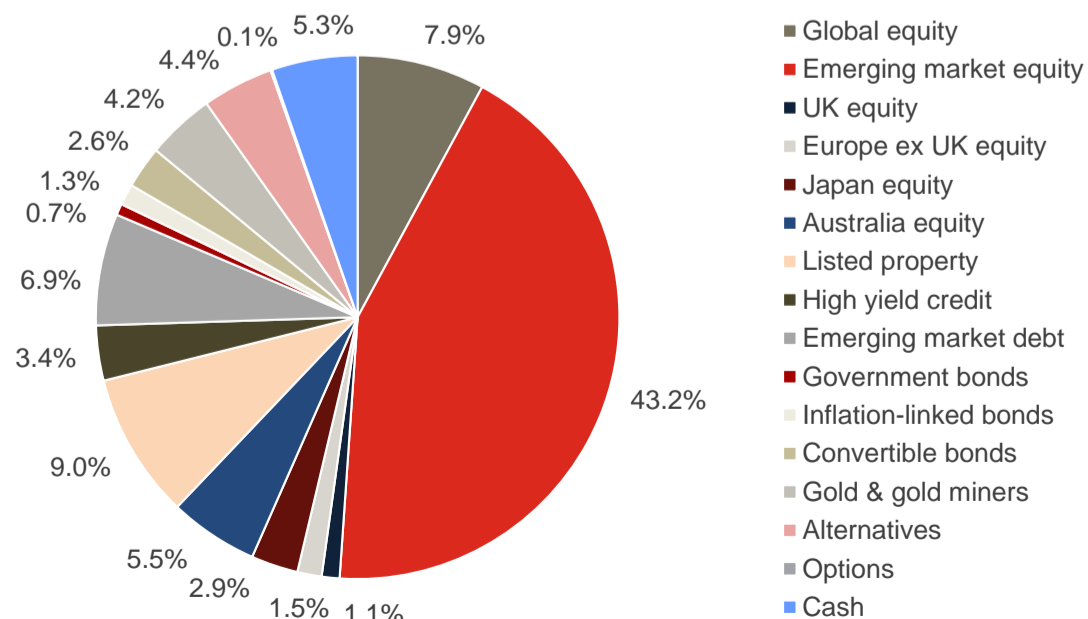
Annualised volatility: 8.6%

The value of the underlying funds and the income generated from them can go down as well as up, and is not guaranteed. Investors may not get back the original amount invested. The value of investments involving exposure to foreign currencies can be affected by currency exchange rate fluctuations. Past performance is not a guide to future performance.

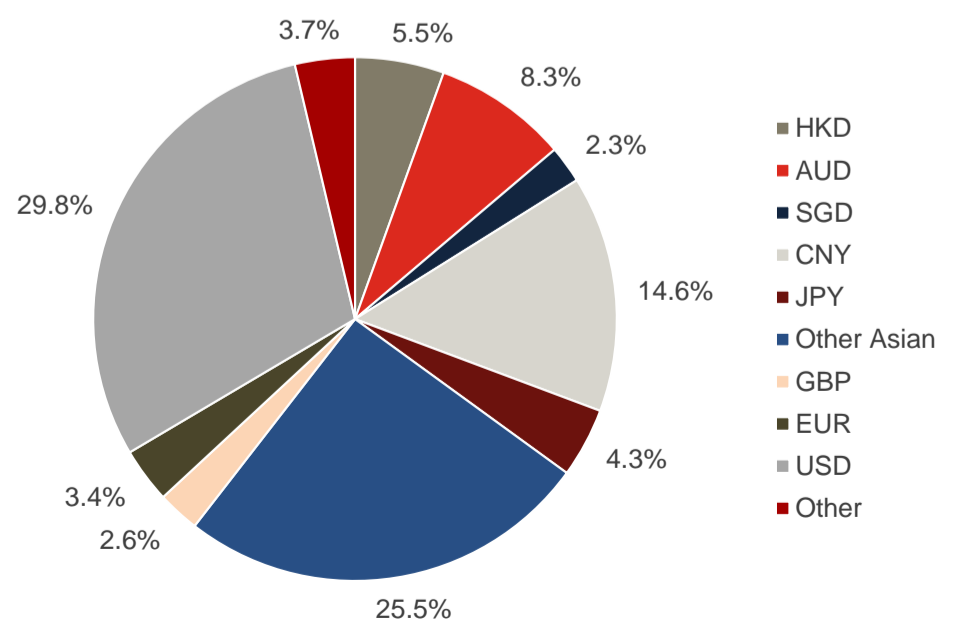
## Regional allocation



## Strategy allocation



## Currency allocation



All data sourced from Momentum Global Investment Management, JP Morgan Bank (Luxembourg) S.A., Bloomberg. Allocations subject to change.

<sup>1</sup> The peer group median return is a composite of (i) global peers and (ii) local peers, in the ratio 1:2. This weighting methodology is consistent with the "normal" asset allocation of the Fund, with a two-thirds bias towards "home" country assets and currencies.

## ■ Holdings

Holdings	Asset type	Weight
Maple-Brown Abbott Asia ex-Japan	Equity	11.1%
Prusik Asian Equity Income	Equity	10.9%
Cadence Strategic Asia	Equity	10.5%
Third Avenue Real Estate Value	Property	7.2%
Sands Capital Emerging Markets Growth	Equity	6.1%
Fullerton Asian Currency Bonds	Fixed Income	6.0%
Aberdeen Australasian Equity	Equity	5.5%
Cash	Cash	5.3%
Pacific Assets Trust	Equity	4.6%
iShares Physical Gold ETC	Commodities	3.8%
Polar Capital Japan	Equity	2.9%
RWC Asia Convertibles (USD hedged)	Fixed Income	2.6%
Heptagon Kopernik Global All-Cap Equity	Equity	2.1%
Muzinich EM Short Duration (USD hedged)	Fixed Income	1.9%
iShares Developed Real Estate Index	Property	1.8%
Jennison Global Equity Opportunities	Equity	1.7%
Artisan Global Value	Equity	1.7%
AXA US Short Duration High Yield	Fixed Income	1.5%
FP Crux European Special Situations	Equity	1.5%
Contrarius Global Equity	Equity	1.5%
US TIPS	Fixed Income	1.3%
Schroder UK Recovery	Equity	1.1%
F&C Global Equity Market Neutral	Alternatives	1.0%
Allianz Structured Return	Alternatives	0.9%
Morgan Stanley Global Brands	Equity	0.9%
Neuberger Berman Uncorrelated Strategies	Alternatives	0.9%
iShares JPMorgan \$ Emerging Markets Bond ETF	Fixed Income	0.9%
Aberdeen Alternative Risk Premia Enhanced	Alternatives	0.9%
GSAM Global Strategic Macro Bond (USD hedged)	Alternatives	0.7%
US Treasury Bond	Fixed Income	0.7%
iShares Gold Producers ETF	Equity	0.4%
S&P 500 Options	Options	0.1%

Source: Bloomberg, Momentum Global Investment Management.

## ■ Manager commentary

The decision was taken to leave asset allocation and manager selection unchanged in May. At the time of writing we are implementing some adjustments within the fixed income component of the Fund, to reduce holdings in corporate credit in favour of increased exposure to US Treasuries where yields have risen substantially this year. These changes will be detailed in full in next month's commentary.

## ■ Important Information

The value of the underlying funds and the income generated from them can go down as well as up, and is not guaranteed. Investors may not get back the original amount invested. Past performance is not a guide to future performance. Performance is calculated on a total return basis, net of all fees.

This document does not provide all the facts needed to make an informed investment decision. Prior to investing, investors should read the Key Investor Information Document (KIID) and seek professional investment advice where appropriate.

Harmony Portfolios are sub-funds of the Momentum Global Funds SICAV, which is domiciled in Luxembourg and regulated by the Commission de Surveillance du Secteur Financier. The fund conforms to the requirements of the European UCITS Directive.

This financial promotion is issued by Momentum Global Investment Management Limited (MGIM). MGIM is the Investment Manager, Promoter and Distributer for the Momentum Global Funds SICAV. MGIM is registered in England and Wales No. 03733094. Registered Office: The Rex Building, 62 Queen Street, London EC4R 1EB. MGIM is authorised and regulated by the Financial Conduct Authority No. 232357.